

STATEMENT OF APPROPRIATIONS, ALLOTMENTS, OBLIGATIONS, DISBURSEMENTS AND BALANCES

As at the Quarter Ending March 31, 2022

Department: State Universities and Colleges (SUCs)
 Agency: Tarlac State University
 Operating Unit: < not applicable >
 Organization Code (UACS) : 08 037 0000000
 Fund Cluster: 01 Regular Agency Fund

	Current Year Appropriations
	Supplemental Appropriations
X	Continuing Appropriations


(e.g. UACS Fund Cluster: 01-Regular Agency Fund, 02-Foreign Assisted Projects Fund, 03-Special Account-Locally Funded/Domestic Grants Fund, and 04-Special Account-Foreign Assisted/Foreign Grants Fund)

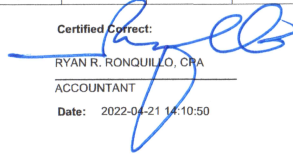
Particulars	UACS CODE	Appropriations			Allotments			Current Year Obligations							Current Year Disbursements					Balances			
		Authorized Appropriations	Adjustments (Transfer To/From, Realignment)	Adjusted Appropriations	Allotments Received	Adjustments (Withdrawal, Realignment)	Transfer To	Transfer From	Adjusted Total Allotments	1st Quarter Ending March 31	2nd Quarter Ending June 30	3rd Quarter Ending Sept. 30	4th Quarter Ending Dec. 31	TOTAL	1st Quarter Ending March 31	2nd Quarter Ending June 30	3rd Quarter Ending Sept. 30	4th Quarter Ending Dec. 31	TOTAL	Unreleased Appro	Unobligated Allotments	Unpaid Obligations	
																						20=(16+17+18+19)	21=(5-10)
I. Continuing Appropriations		75,041,175.90	0.00	75,041,175.90	64,041,175.90	0.00	0.00	0.00	64,041,175.90	11,604,121.89	0.00	0.00	0.00	11,604,121.89	7,286,803.41	0.00	0.00	0.00	7,286,803.41	11,000,000.00	52,437,054.01	0.00	4,317,318.48
I. Agency Specific Budget		75,041,175.90	0.00	75,041,175.90	64,041,175.90	0.00	0.00	0.00	64,041,175.90	11,604,121.89	0.00	0.00	0.00	11,604,121.89	7,286,803.41	0.00	0.00	0.00	7,286,803.41	11,000,000.00	52,437,054.01	0.00	4,317,318.48
General Administration and Support	1000000000000000	8,828,105.23	0.00	8,828,105.23	8,828,105.23	0.00	0.00	0.00	8,828,105.23	1,860,608.13	0.00	0.00	0.00	1,860,608.13	1,317,332.70	0.00	0.00	0.00	1,317,332.70	0.00	6,867,497.10	0.00	643,275.43
General Management and Supervision	100000100001000	8,828,105.23	0.00	8,828,105.23	8,828,105.23	0.00	0.00	0.00	8,828,105.23	1,860,608.13	0.00	0.00	0.00	1,860,608.13	1,317,332.70	0.00	0.00	0.00	1,317,332.70	0.00	6,867,497.10	0.00	643,275.43
MOOE		8,828,105.23	0.00	8,828,105.23	8,828,105.23	0.00	0.00	0.00	8,828,105.23	1,860,608.13	0.00	0.00	0.00	1,860,608.13	1,317,332.70	0.00	0.00	0.00	1,317,332.70	0.00	6,867,497.10	0.00	643,275.43
Sub-Total, General Administration and Support		8,828,105.23	0.00	8,828,105.23	8,828,105.23	0.00	0.00	0.00	8,828,105.23	1,860,608.13	0.00	0.00	0.00	1,860,608.13	1,317,332.70	0.00	0.00	0.00	1,317,332.70	0.00	6,867,497.10	0.00	643,275.43
PS		0.00	0.00	0.00	0.00	0.00	0.00	0.00	0.00	0.00	0.00	0.00	0.00	0.00	0.00	0.00	0.00	0.00	0.00	0.00	0.00	0.00	0.00
MOOE		8,828,105.23	0.00	8,828,105.23	8,828,105.23	0.00	0.00	0.00	8,828,105.23	1,860,608.13	0.00	0.00	0.00	1,860,608.13	1,317,332.70	0.00	0.00	0.00	1,317,332.70	0.00	6,867,497.10	0.00	643,275.43
FinEx (if Applicable)		0.00	0.00	0.00	0.00	0.00	0.00	0.00	0.00	0.00	0.00	0.00	0.00	0.00	0.00	0.00	0.00	0.00	0.00	0.00	0.00	0.00	0.00
CO		0.00	0.00	0.00	0.00	0.00	0.00	0.00	0.00	0.00	0.00	0.00	0.00	0.00	0.00	0.00	0.00	0.00	0.00	0.00	0.00	0.00	0.00
Support to Operations	2000000000000000	601,199.62	0.00	601,199.62	601,199.62	0.00	0.00	0.00	601,199.62	225,406.00	0.00	0.00	0.00	225,406.00	120,406.00	0.00	0.00	0.00	120,406.00	0.00	375,793.62	0.00	105,000.00
Auxiliary Services	200000100001000	601,199.62	0.00	601,199.62	601,199.62	0.00	0.00	0.00	601,199.62	225,406.00	0.00	0.00	0.00	225,406.00	120,406.00	0.00	0.00	0.00	120,406.00	0.00	375,793.62	0.00	105,000.00
MOOE		601,199.62	0.00	601,199.62	601,199.62	0.00	0.00	0.00	601,199.62	225,406.00	0.00	0.00	0.00	225,406.00	120,406.00	0.00	0.00	0.00	120,406.00	0.00	375,793.62	0.00	105,000.00
Sub-Total, Support to Operations		601,199.62	0.00	601,199.62	601,199.62	0.00	0.00	0.00	601,199.62	225,406.00	0.00	0.00	0.00	225,406.00	120,406.00	0.00	0.00	0.00	120,406.00	0.00	375,793.62	0.00	105,000.00
PS		0.00	0.00	0.00	0.00	0.00	0.00	0.00	0.00	0.00	0.00	0.00	0.00	0.00	0.00	0.00	0.00	0.00	0.00	0.00	0.00	0.00	0.00
MOOE		601,199.62	0.00	601,199.62	601,199.62	0.00	0.00	0.00	601,199.62	225,406.00	0.00	0.00	0.00	225,406.00	120,406.00	0.00	0.00	0.00	120,406.00	0.00	375,793.62	0.00	105,000.00
FinEx (if Applicable)		0.00	0.00	0.00	0.00	0.00	0.00	0.00	0.00	0.00	0.00	0.00	0.00	0.00	0.00	0.00	0.00	0.00	0.00	0.00	0.00	0.00	0.00
CO		0.00	0.00	0.00	0.00	0.00	0.00	0.00	0.00	0.00	0.00	0.00	0.00	0.00	0.00	0.00	0.00	0.00	0.00	0.00	0.00	0.00	0.00
Operations	3000000000000000	65,611,871.05	0.00	65,611,871.05	54,611,871.05	0.00	0.00	0.00	54,611,871.05	8,418,107.76	0.00	0.00	0.00	8,418,107.76	5,849,064.71	0.00	0.00	0.00	5,849,064.71	0.00	45,193,763.29	0.00	3,569,043.05
OO : Relevant and quality tertiary education ensured to achieve inclusive growth and access of poor but deserving students to quality tertiary education increased		60,411,972.25	0.00	60,411,972.25	49,411,972.25	0.00	0.00	0.00	49,411,972.25	8,315,313.18	0.00	0.00	0.00	8,315,313.18	5,084,554.11	0.00	0.00	0.00	5,084,554.11	11,000,000.00	41,096,659.07	0.00	3,230,759.07
HIGHER EDUCATION PROGRAM		60,411,972.25	0.00	60,411,972.25	49,411,972.25	0.00	0.00	0.00	49,411,972.25	8,315,313.18	0.00	0.00	0.00	8,315,313.18	5,084,554.11	0.00	0.00	0.00	5,084,554.11	11,000,000.00	41,096,659.07	0.00	3,230,759.07
Provision of Higher Education Services	310100100001000	48,267,281.53	0.00	48,267,281.53	48,267,281.53	0.00	0.00	0.00	48,267,281.53	8,315,313.18	0.00	0.00	0.00	8,315,313.18	5,084,554.11	0.00	0.00	0.00	5,084,554.11	0.00	39,951,966.35	0.00	3,230,759.07
MOOE		43,051,665.82	0.00	43,051,665.82	43,051,665.82	0.00	0.00	0.00	43,051,665.82	6,714,013.18	0.00	0.00	0.00	6,714,013.18	5,084,554.11	0.00	0.00	0.00	5,084,554.11	0.00	36,337,652.64	0.00	1,620,459.07
CO		5,215,615.71	0.00	5,215,615.71	5,215,615.71	0.00	0.00	0.00	5,215,615.71	1,601,300.00	0.00	0.00	0.00	1,601,300.00	0.00	0.00	0.00	0.00	0.00	0.00	3,614,312.71	0.00	1,601,300.00
Locally-Funded Projects		12,144,690.72	0.00	12,144,690.72	1,144,690.72	0.00	0.00	0.00	1,144,690.72	0.00	0.00	0.00	0.00	0.00	0.00	0.00	0.00	0.00	0.00	11,000,000.00	1,144,690.72	0.00	0.00
Construct of Activities for Sports and Culture Development	310100200016000	500,000.00	0.00	500,000.00	0.00	0.00	0.00	0.00	0.00	0.00	0.00	0.00	0.00	0.00	0.00	0.00	0.00	0.00	0.00	500,000.00	0.00	0.00	0.00


Department: State Universities and Colleges (SUCs)
 Agency: Tarlac State University
 Operating Unit: < not applicable >
 Organization Code (UACS) : 08 037 000000
 Fund Cluster: 01 Regular Agency Fund
 (e.g. UACS Fund Cluster: 01-Regular Agency Fund, 02-Foreign Assisted Projects Fund, 03-Special Account-Locally Funded/Domestic Grants Fund, and 04-Special Account-Foreign Assisted/Foreign Grants Fund)


	Current Year Appropriations
	Supplemental Appropriations
X	Continuing Appropriations

Particulars	UACS CODE	Appropriations			Allotments				Current Year Obligations					Current Year Disbursements				Balances					
		Authorized Appropriations	Adjustments (Transfer To/From, Realignment)	Adjusted Appropriations	Allotments Received	Adjustments (Withdrawal, Realignment)	Transfer To	Transfer From	Adjusted Total Allotments	1st Quarter Ending March 31	2nd Quarter Ending June 30	3rd Quarter Ending Sept. 30	4th Quarter Ending Dec. 31	TOTAL	1st Quarter Ending March 31	2nd Quarter Ending June 30	3rd Quarter Ending Sept. 30	4th Quarter Ending Dec. 31	TOTAL	Unreleased Appro	Unobligated Allotments	Unpaid Obligations	
		3	4	5=(3+4)	6	7	8	9	10=[(6+(-)7)-8+9]	11	12	13	14	15=(11+12+13+14)	16	17	18	19	20=(16+17+18+19)	21=(5-10)	22=(10-15)	23	24
GRAND TOTAL		75,041,175.90	0.00	75,041,175.90	64,041,175.90	0.00	0.00	0.00	64,041,175.90	11,604,121.89	0.00	0.00	0.00	11,604,121.89	7,286,803.41	0.00	0.00	0.00	7,286,803.41	11,000,000.00	52,437,054.01	0.00	4,317,318.48
PS		0.00	0.00	0.00	0.00	0.00	0.00	0.00	0.00	0.00	0.00	0.00	0.00	0.00	0.00	0.00	0.00	0.00	0.00	0.00	0.00	0.00	0.00
MOOE		58,680,869.47	0.00	58,680,869.47	57,680,869.47	0.00	0.00	0.00	57,680,869.47	10,002,821.89	0.00	0.00	0.00	10,002,821.89	7,286,803.41	0.00	0.00	0.00	7,286,803.41	1,000,000.00	47,678,047.58	0.00	2,716,018.48
FinEx (if Applicable)		0.00	0.00	0.00	0.00	0.00	0.00	0.00	0.00	0.00	0.00	0.00	0.00	0.00	0.00	0.00	0.00	0.00	0.00	0.00	0.00	0.00	0.00
CO		16,360,306.43	0.00	16,360,306.43	6,360,306.43	0.00	0.00	0.00	6,360,306.43	1,601,300.00	0.00	0.00	0.00	1,601,300.00	0.00	0.00	0.00	0.00	0.00	10,000,000.00	4,759,006.43	0.00	1,601,300.00

Certified Correct: 
 JASPER A. YAUDER, CPA
 BUDGET OFFICER
 Date: 2022-04-21 14:10:50

Certified Correct: 
 RYAN R. RONQUILLO, CPA
 ACCOUNTANT
 Date: 2022-04-21 14:10:50

Recommending Approval: 
 JOHN ERWIN C. PAMILIO, CPA
 CHIEF FINANCE OFFICER
 Date:

Approved By: 
 DR. ARNOLD E. VELASCO
 AGENCY HEAD
 Date: 2022-04-21 14:51:48