

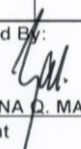


STATEMENT OF APPROVED BUDGET, UTILIZATIONS, DISBURSEMENTS AND BALANCES
As of the Quarter Ending March 31, 2016

Department : State Universities and Colleges
 Agency : TARLAC STATE UNIVERSITY
 Operating Unit :
 Organization Code (UAC) : 08 037 00 00000
 Funding Source Code (as ch) 101

Particulars	UACS CODE	Approved Budget			Budget Utilization					Disbursements					BALANCES	
		Approved Budgeted Revenue	Adjustments (Additions, Reductions, Realignment)	Adjusted Budgeted Revenue	1st Quarter Ending March 31	2nd Quarter Ending June 30	3rd Quarter Ending Sept. 30	4th Quarter Ending Dec. 31	Total	1st Quarter Ending March 31	2nd Quarter Ending June 30	3rd Quarter Ending Sept. 30	4th Quarter Ending Dec. 31	Total	Unutilized Budget	Unpaid Utilizations Due and Demandable / Accounts Payable
1	2	3	4	5=[3+(-)4]	6	7	8	9	10=(6+7+8+9)	11	12	13	14	15=(11+12+13+14)	16=(5-10)	17
I. Agency Approved Budget																
General Administration and Support	1 00 00 0000	53,150,000.00	-	53,150,000.00	13,571,831.97	-	-	-	13,571,831.97	4,712,418.70	-	-	-	4,712,418.70	39,578,168.03	8,859,413.27
General Administration and Supervision	1 00 01 0001															
PS	50100000 00	2,500,000.00		2,500,000.00	1,610,325.41				1,610,325.41	1,729,298.72				1,729,298.72	889,674.59	(118,973.31)
MOOE	50200000 00	20,500,000.00		20,500,000.00	4,996,562.23				4,996,562.23	2,912,443.98				2,912,443.98	15,503,437.77	2,084,118.25
Fin Exp (if applicable)	50300000 00									206.00				206.00		(206.00)
CO	50600000 00	30,150,000.00		30,150,000.00	6,964,944.33				6,964,944.33	70,470.00				70,470.00	23,185,055.67	6,894,474.33
Support to Operations	2 00 00 0000	8,500,000.00	-	8,500,000.00	1,622,597.71	-	-	-	1,622,597.71	1,133,972.80	-	-	-	1,161,672.80	6,877,402.29	460,924.91
PS	50100000 00	1,000,000.00		1,000,000.00	535,543.61				535,543.61	501,656.07				501,656.07	464,456.39	33,887.54
MOOE	50200000 00	4,000,000.00		4,000,000.00	872,764.10				872,764.10	632,316.73				632,316.73	3,127,235.90	240,447.37
Fin Exp (if applicable)	50300000 00															
CO	50600000 00	3,500,000.00		3,500,000.00	214,290.00				214,290.00	27,700.00				27,700.00	3,285,710.00	186,590.00
Operations	3 00 00 0000	113,150,000.00	-	113,150,000.00	22,104,679.45	-	-	-	22,104,679.45	15,326,154.07	-	-	-	15,326,154.07	91,045,320.55	6,778,525.38
MFO 1 - HIGHER EDUCATION	3 01 00 0000	76,080,000.00	-	76,080,000.00	20,265,755.21	-	-	-	20,265,755.21	14,461,997.64	-	-	-	14,461,997.64	55,814,244.79	5,803,757.57
PS	50100000 00	24,500,000.00		24,500,000.00	4,446,591.51				4,446,591.51	4,447,275.64				4,447,275.64	20,053,408.49	(684.13)
MOOE	50200000 00	32,080,000.00		32,080,000.00	11,712,184.59				11,712,184.59	9,902,142.40				9,902,142.40	20,367,815.41	1,810,042.19
Fin Exp (if applicable)	50300000 00															
CO	50600000 00	19,500,000.00		19,500,000.00	4,106,979.11				4,106,979.11	112,579.60				112,579.60	15,393,020.89	3,994,399.51
MFO 2 - ADVANCED EDUCATION	3 02 00 0000	6,620,000.00	-	6,620,000.00	463,756.81	-	-	-	463,756.81	198,444.50	-	-	-	198,444.50	6,156,243.19	265,312.31
PS	50100000 00	4,620,000.00		4,620,000.00	314,263.07				314,263.07	169,825.00				169,825.00	4,305,736.93	144,438.07
MOOE	50200000 00	1,500,000.00		1,500,000.00	127,213.74				127,213.74	28,619.50				28,619.50	1,372,786.26	98,594.24
Fin Exp (if applicable)	50300000 00															
CO	50600000 00	500,000.00		500,000.00	22,280.00				22,280.00						477,720.00	22,280.00
MFO 3 - RESEARCH SERVICES	3 03 00 0000	20,300,000.00	-	20,300,000.00	1,154,814.04	-	-	-	1,154,814.04	453,532.08	-	-	-	453,532.08	19,145,185.96	701,281.96
PS	50100000 00	3,180,000.00		3,180,000.00	54,575.70				54,575.70	54,000.00				54,000.00	3,125,424.30	575.70
MOOE	50200000 00	13,410,000.00		13,410,000.00	590,508.34				590,508.34	399,532.08				399,532.08	12,819,491.66	190,976.26
Fin Exp (if applicable)	50300000 00															
CO	50600000 00	3,710,000.00		3,710,000.00	509,730.00				509,730.00						3,200,270.00	509,730.00
MFO 4 - EXTENSION SERVICES	3 04 00 0000	10,150,000.00	-	10,150,000.00	220,353.39	-	-	-	220,353.39	212,179.85	-	-	-	212,179.85	9,929,646.61	8,173.54
PS	50100000 00	1,590,000.00		1,590,000.00	183,842.63				183,842.63	183,499.08				183,499.08	1,406,157.37	343.55
MOOE	50200000 00	6,460,000.00		6,460,000.00	29,400.76				29,400.76	28,680.77				28,680.77	6,430,599.24	719.99
Fin Exp (if applicable)	50300000 00															
CO	50600000 00	2,100,000.00		2,100,000.00	7,110.00				7,110.00						2,092,890.00	7,110.00

Particulars	UACS CODE	Approved Budget			Budget Utilization					Disbursements					BALANCES	
		Approved Budgeted Revenue	Adjustments (Additions, Reductions, Realignment)	Adjusted Budgeted Revenue	1st Quarter Ending March 31	2nd Quarter Ending June 30	3rd Quarter Ending Sept. 30	4th Quarter Ending Dec. 31	Total	1st Quarter Ending March 31	2nd Quarter Ending June 30	3rd Quarter Ending Sept. 30	4th Quarter Ending Dec. 31	Total	Unutilized Budget	Unpaid Utilizations Due and Demandable / Accounts Payable
1	2	3	4	5=[3+(-)4]	6	7	8	9	10=(6+7+8+9)	11	12	13	14	15=(11+12+13+14)	16=(5-10)	17
Sub-Total, Agency Specific Budget		174,800,000.00	-	174,800,000.00	37,299,109.13	-	-	-	37,299,109.13	21,200,245.57	-	-	-	21,200,245.57	137,500,890.87	16,098,863.56
PS	50100000 00	37,390,000.00	-	37,390,000.00	7,145,141.93	-	-	-	7,145,141.93	7,085,554.51	-	-	-	7,085,554.51	30,244,858.07	59,587.42
MOOE	50200000 00	77,950,000.00	-	77,950,000.00	18,328,633.76	-	-	-	18,328,633.76	13,903,735.46	-	-	-	13,903,735.46	59,621,366.24	4,424,898.30
Fin Exp (if applicable)	50300000 00	-	-	-	-	-	-	-	-	206.00	-	-	-	206.00	-	(206.00)
CO	50600000 00	59,460,000.00	-	59,460,000.00	11,825,333.44	-	-	-	11,825,333.44	210,749.60	-	-	-	210,749.60	47,634,666.56	11,614,583.84
GRAND TOTAL		174,800,000.00	-	174,800,000.00	37,299,109.13	-	-	-	37,299,109.13	21,200,245.57	-	-	-	21,200,245.57	137,500,890.87	16,098,863.56
PS		37,390,000.00	-	37,390,000.00	7,145,141.93	-	-	-	7,145,141.93	7,085,554.51	-	-	-	7,085,554.51	30,244,858.07	59,587.42
MOOE		77,950,000.00	-	77,950,000.00	18,328,633.76	-	-	-	18,328,633.76	13,903,735.46	-	-	-	13,903,735.46	59,621,366.24	4,424,898.30
Fin Exp (if applicable)		-	-	-	-	-	-	-	-	206.00	-	-	-	206.00	-	(206.00)
CO		59,460,000.00	-	59,460,000.00	11,825,333.44	-	-	-	11,825,333.44	210,749.60	-	-	-	210,749.60	47,634,666.56	11,614,583.84
Recapitulation by MFO:		113,150,000.00	-	113,150,000.00	22,104,679.45	-	-	-	22,104,679.45	15,326,154.07	-	-	-	15,326,154.07	91,045,320.55	6,778,525.38
MFO 1		76,080,000.00	-	76,080,000.00	20,265,755.21	-	-	-	20,265,755.21	14,461,997.64	-	-	-	14,461,997.64	55,814,244.79	5,803,757.57
MFO 2		6,620,000.00	-	6,620,000.00	463,756.81	-	-	-	463,756.81	198,444.50	-	-	-	198,444.50	6,156,243.19	265,312.31
MFO 3		20,300,000.00	-	20,300,000.00	1,154,814.04	-	-	-	1,154,814.04	453,532.08	-	-	-	453,532.08	19,145,185.96	701,281.96
MFO 4		10,150,000.00	-	10,150,000.00	220,353.39	-	-	-	220,353.39	212,179.85	-	-	-	212,179.85	9,929,646.61	8,173.54
OF WHICH:																
Major Programs/Projects																
KRA No. 2-Poverty Reduction and Empowerment of the Poor and the Vulnerable/Rapid Inclusive and Sustained Economic growth																
Program Budgeting:																
MPP																
Access to Quality Higher Education																
Global Partnership for Development																
Good Governance																
Sustainable Community Development Program																
Productivity Enhancement-MS ME Micro Small																
Medium Enterprise																
Certified Correct:	Certified Correct:	Approved By:														
																
JESUS S. DANGANAN Budget Officer IV	JOHN ERWIN C. PANLILIO Chief Accountant	DR. MYRNA Q. MALLARI President														