

QUARTERLY REPORT OF OPERATION
As of September 30, 2017


Department : STATE UNIVERSITIES AND COLLEGES
 Agency : TARLAC STATE UNIVERSITY
 Operating Unit :
 Organization Code (UACS) : 08 037 00 00000

X	Current Year Appropriations
	Supplemental Appropriations
	Continuing Appropriations
	Off-Budget Account


Particulars	UACS CODE	Physical Targets					Physical Accomplishments					Variance as of	Remarks
		1st Quarter	2nd Quarter	3rd Quarter	4th Quarter	Total	1st Quarter	2nd Quarter	3rd Quarter	4th Quarter	Total		
1	2	3	4	5	6	7=(3+4+5+6)	8	9	10	11	12=(8+9+10+11)	13	14
Part A													
I. Operations													
MFO 1 - HIGHER EDUCATION SERVICES													
1 Total number of graduates in mandated and priority programs		95				3,100	50	1,565	2823		4,438		
2 Percentage (cumulative) of accredited programs to total number of programs		95%				95%	95	100	100				
3 Percentage of graduates who finished their academic programs according to the prescribed timeframe		2%				80%	3.19%	79.54%	80.14%				
MFO 2 - ADVANCED EDUCATION SERVICES													
1 Total number of graduates in mandated and priority programs		20%				80%	20	64	105		189		
2 Percentage of graduates who engaged in employment or whose employment improved within 1 year of graduation		24				96%	55%	100%	100%				
3 Percentage of students who rate timeliness of education delivery/supervision as GOOD or BETTER		22				90%		100%	100%				
MFO 3 - RESEARCH SERVICES													
1 Number of research studies completed in the last three years			96		28	124		128	0				
2 Percentage of output published in a CHED recognized or International refereed journal or submitted for patenting/patented in the last three years			4.07		30.71%	34.78%		46.89%	0.00%				

Particulars	UACS CODE	Physical Targets					Physical Accomplishments					Variance as of	Remarks
		1st Quarter	2nd Quarter	3rd Quarter	4th Quarter	Total	1st Quarter	2nd Quarter	3rd Quarter	4th Quarter	Total		
1	2	3	4	5	6	7=(3+4+5+6)	8	9	10	11	12=(8+9+10+11)	13	14
3 Percentage of research projects conducted or completed on schedule (1 year)			21.90%		21.90%	43.8%		18.80%					
MFO 4 - TECHNICAL ADVISORY EXTENSION SERVICES													
1 No. of persons trained weighted by the length of training		497.75	597.30	597.30	298.65	1991	550	624.75	625		1,800		
2 Percentage of trainees who rate the training course as good/better		100%	100%	100%	100%	100%	100%	100%	100%				
3 Percentage of persons who received training or advisory services who rate timeliness of service as good or better		100%	100%	100%	100%	100%	100%	100%	100%				
II. Projects													
Target 1													
Target 2													
III. Automatic Appropriations													
Special Account in the General Fund (Please specify)													
MFO 1 - [Description]													
Performance Indicator (Set 1)													
Part B													
Major Programs/Projects													
KRA No. 2 - Poverty Reduction and Empowerment of the Poor and the Vulnerable/Rapid Inclusive and Sustained Economic Growth													
Program Budgeting:													
MPP													
Access to Quality Higher Education													
Global Partnership for Development													
Good Governnace													
Sustainable Community Development Program													
Productivity Enhancement-MS ME Micro Small Medium Enterprise													

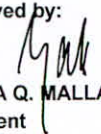
Prepared By:


REDEMPTOR C. TOLEDANO
Planning Officer

In coordination with:


JESUS S. DANGANAN
Budget Officer IV

Approved by:


MYRNA Q. MALLARI, DBA
President