

DETAILED STATEMENT OF CURRENT YEAR'S OBLIGATIONS, DISBURSEMENTS AND UNPAID OBLIGATIONS

As of March 31, 2013

Department: State Universities and Colleges
 Agency/Operating Units : TARLAC STATE UNIVERSITY
 Region/Province/City: Region III/ Tarlac
 Fund: 101

Program/Activity/Project (P/A/P) and Account Title	Account Code	Current Year Obligations					Disbursements					Balance (Unpaid Obligations)	Breakdown of Unpaid Obligations	
		1st Quarter ending March 31	2nd Quarter ending June 30	3rd Quarter ending Sept. 30	4th Quarter ending Dec. 31	Total	1st Quarter ending March 31	2nd Quarter ending June 30	3rd Quarter ending Sept. 30	4th Quarter ending Dec. 31	Total		Accounts Payable	Obligations Not Yet Due and Demandable
1	2	3	4	5	6	7	8	9	10	11	12	13 12) = (7-14+15)	14	15
1. CURRENT YEAR BUDGET/APPROPRIATIONS														
A. AGENCY SPECIFIC BUDGET														
P/A/P (please specify)														
Personnel Services														
Salaries and Wages														
Salaries and Wages - Regular	701	26,764,757.35	-	-	-	26,764,757.35	26,764,757.35				26,764,757.35	-		
Salaries and Wages - Military/Uniformed	702	-	-	-	-	-					-	-		
Salaries and Wages - Contractual	706	-	-	-	-	-					-	-		
Other Compensation														
Personnel Economic Relief Allowance (PERA)	711	1,984,852.54	-	-	-	1,984,852.54	1,984,852.54				1,984,852.54	-		
Additional Compensation (ADCOM)	712	-	-	-	-	-					-	-		
Representation Allowance (RA)	713	85,500.00	-	-	-	85,500.00	85,500.00				85,500.00	-		
Transportation Allowance (TA)	714	85,500.00	-	-	-	85,500.00	85,500.00				85,500.00	-		
Clothing/Uniform Allowance	715	1,647,500.00	-	-	-	1,647,500.00	1,647,500.00				1,647,500.00	-		
Subsistence, Laundry and Quarters Allowance	716	12,825.00	-	-	-	12,825.00	12,825.00				12,825.00	-		
Productivity Incentive Allowance	717	-	-	-	-	-					-	-		
Overseas Allowance	718	-	-	-	-	-					-	-		
Other bonuses and Allowances	719	-	-	-	-	-					-	-		
Honoraria	720	-	-	-	-	-					-	-		
Hazard Pay	721	-	-	-	-	-					-	-		
Longevity Pay/ Step Increment	722	46,867.11	-	-	-	46,867.11	46,867.11				46,867.11	-		
Overtime and Night Pay	723	-	-	-	-	-					-	-		
Cash Gift	724	-	-	-	-	-					-	-		
Year end Bonus	725	10,876.00	-	-	-	10,876.00	10,876.00				10,876.00	-		
Personnel Benefit Contributions														
Life and Retirement Insurance Contributions	731	-	-	-	-	-					-	-		
Pag-ibig Contributions	732	99,100.00	-	-	-	99,100.00	99,100.00				99,100.00	-		
Philhealth Contributions	733	260,662.50	-	-	-	260,662.50	260,662.50				260,662.50	-		
ECC Contributions	734	99,300.73	-	-	-	99,300.73	99,300.73				99,300.73	-		
Other Personnel Benefits														
Pension Benefits - Civilian	738	-	-	-	-	-					-	-		
Pension Benefits - Military/Uniformed	739	-	-	-	-	-					-	-		
Retirement Benefits - Civilian	740	-	-	-	-	-					-	-		
Retirement Benefits - Military/Uniformed	741	-	-	-	-	-					-	-		
Terminal Leave Benefits	742	-	-	-	-	-					-	-		
Health Workers Benefits	743	-	-	-	-	-					-	-		
Other Personnel Benefits	749	-	-	-	-	-					-	-		
Maintenance & Other Operating Expenses														
Traveling Expenses														

DETAILED STATEMENT OF CURRENT YEAR'S OBLIGATIONS, DISBURSEMENTS AND UNPAID OBLIGATIONS

As of March 31, 2013

Department: State Universities and Colleges
 Agency/Operating Units : TARLAC STATE UNIVERSITY
 Region/Province/City: Region III/ Tarlac
 Fund: 101

Program/Activity/Project (P/A/P) and Account Title	Account Code	Current Year Obligations					Disbursements					Balance (Unpaid Obligations)	Breakdown of Unpaid Obligations	
		1st Quarter ending March 31	2nd Quarter ending June 30	3rd Quarter ending Sept. 30	4th Quarter ending Dec. 31	Total	1st Quarter ending March 31	2nd Quarter ending June 30	3rd Quarter ending Sept. 30	4th Quarter ending Dec. 31	Total		Accounts Payable	Obligations Not Yet Due and Demandable
1	2	3	4	5	6	7	8	9	10	11	12	13 = (7-12) = (14+15)	14	15
Travel Expenses-Local	751	212,577.55	-	-	-	212,577.55	189,944.03				189,944.03	22,633.52		
Travel Expenses-Foreign	752	28,943.00	-	-	-	28,943.00	28,943.00				28,943.00	-		
Training and Scholarship Expenses														
Training Expenses	753	84,566.66	-	-	-	84,566.66	63,850.00				63,850.00	20,716.66		
Scholarship Expenses	754	154,771.10	-	-	-	154,771.10	234,771.10				234,771.10	(80,000.00)		
Supplies and Materials Expenses														
Office Supplies Expenses	755	881,032.94	-	-	-	881,032.94	75,581.42				75,581.42	805,451.52		
Accountable Forms Expenses	756	-	-	-	-	-	-				-	-		
Animal/Zoological Supplies Expenses	757	-	-	-	-	-	-				-	-		
Food Supplies Expenses	758	-	-	-	-	-	-				-	-		
Drugs and Medicines Expenses	759	-	-	-	-	-	-				-	-		
Medical, Dental and Laboratory Supplies Expenses	760	-	-	-	-	-	-				-	-		
Gasoline, Oil and Lubricants Expenses	761	250,053.70	-	-	-	250,053.70	253,337.70				253,337.70	(3,284.00)		
Agricultural Supplies Expenses	762	-	-	-	-	-	-				-	-		
Textbooks and Instructional Materials	763	-	-	-	-	-	-				-	-		
Military and Police Supplies Expenses	764	-	-	-	-	-	-				-	-		
Other Supplies Expenses	765	1,290,295.85	-	-	-	1,290,295.85	1,014,416.30				1,014,416.30	275,879.55		
Utility Expenses														
Water Expenses	766	405,530.00	-	-	-	405,530.00	405,530.00				405,530.00	-		
Electricity Expenses	767	2,467,295.31	-	-	-	2,467,295.31	2,467,295.31				2,467,295.31	-		
Cooking Gas Expenses	768	-	-	-	-	-	-				-	-		
Communication Expenses														
Postage and Deliveries	771	-	-	-	-	-	-				-	-		
Telephone Expenses-Landline	772	206,904.44	-	-	-	206,904.44	208,466.70				208,466.70	(1,562.26)		
Telephone Expenses-Mobile	773	-	-	-	-	-	-				-	-		
Internet expenses	774	-	-	-	-	-	-				-	-		
Cable, Satellite, Telegraph and Radio Expenses	775	-	-	-	-	-	-				-	-		
Membership Dues and Contributions to Org.	778	37,000.00	-	-	-	37,000.00	37,000.00				37,000.00	-		
Awards and Indemnities	779	-	-	-	-	-	-				-	-		
Advertising Expenses/Promo	780	-	-	-	-	-	-				-	-		
Printing and Binding Expenses	781	189,062.70	-	-	-	189,062.70	189,062.70				189,062.70	-		
Rent Expenses	782	17,500.00	-	-	-	17,500.00	19,000.00				19,000.00	(1,500.00)		
Representation Expenses	783	136,100.00	-	-	-	136,100.00	65,550.00				65,550.00	70,550.00		
Transportation and Delivery Expenses	784	-	-	-	-	-	-				-	-		
Storage Expenses	785	-	-	-	-	-	-				-	-		
Subscription Expenses	786	33,590.00	-	-	-	33,590.00	22,552.00				22,552.00	11,038.00		
Survey Expenses	787	-	-	-	-	-	-				-	-		
Rewards and Other Claims	788	-	-	-	-	-	-				-	-		
Professional Services														
Legal Services	791	-	-	-	-	-	-				-	-		
Auditing Services	792	8,097.86	-	-	-	8,097.86	6,095.60				6,095.60	2,002.26		
Consultancy Services	793	-	-	-	-	-	-				-	-		

DETAILED STATEMENT OF CURRENT YEAR'S OBLIGATIONS, DISBURSEMENTS AND UNPAID OBLIGATIONS

As of March 31, 2013

Department: State Universities and Colleges
 Agency/Operating Units : TARLAC STATE UNIVERSITY
 Region/Province/City: Region III/ Tarlac
 Fund: 101

Program/Activity/Project (P/A/P) and Account Title	Account Code	Current Year Obligations					Disbursements					Balance (Unpaid Obligations)	Breakdown of Unpaid Obligations		
		1st Quarter ending March 31	2nd Quarter ending June 30	3rd Quarter ending Sept. 30	4th Quarter ending Dec. 31	Total	1st Quarter ending March 31	2nd Quarter ending June 30	3rd Quarter ending Sept. 30	4th Quarter ending Dec. 31	Total		Accounts Payable	Obligations Not Yet Due and Demandable	
1	2	3	4	5	6	7	8	9	10	11	12	13 12)	= (7-14+15)	14	15
Environment/Sanitary Services	794	-	-	-	-	-	-	-	-	-	-	-	-	-	-
General Services	795	1,403,142.66	-	-	-	1,403,142.66	1,154,888.03	-	-	-	1,154,888.03	248,254.63	-	-	-
Janitorial Services	796	953,050.88	-	-	-	953,050.88	788,261.83	-	-	-	788,261.83	164,789.05	-	-	-
Security Services	797	1,192,107.99	-	-	-	1,192,107.99	1,001,216.44	-	-	-	1,001,216.44	190,891.55	-	-	-
Other Professional Services	799	836,896.94	-	-	-	836,896.94	687,140.60	-	-	-	687,140.60	149,756.34	-	-	-
Repairs & Maintenance (Specify object)															
Repairs & Maintenance (RM) - Land Improvements															
RM - Land Improvements	802	-	-	-	-	-	-	-	-	-	-	-	-	-	-
RM - Runways/Taxiways	803	-	-	-	-	-	-	-	-	-	-	-	-	-	-
RM - Electrification, Power and Energy Structures	805	-	-	-	-	-	-	-	-	-	-	-	-	-	-
RM - Buildings															
RM - Office Buildings	811	-	-	-	-	-	-	-	-	-	-	-	-	-	-
RM - School Buildings	812	-	-	-	-	-	-	-	-	-	-	-	-	-	-
RM - Hospitals and Health Centers	813	-	-	-	-	-	-	-	-	-	-	-	-	-	-
RM - Markets and Slaughterhouses	814	-	-	-	-	-	-	-	-	-	-	-	-	-	-
RM - Other Structures	815	-	-	-	-	-	-	-	-	-	-	-	-	-	-
RM - Leasehold Improvements															
RM - Leasehold Improvements, Land	818	-	-	-	-	-	-	-	-	-	-	-	-	-	-
RM - Leasehold Improvements, Buildings	819	-	-	-	-	-	-	-	-	-	-	-	-	-	-
RM - Other Leasehold Improvements	820	-	-	-	-	-	-	-	-	-	-	-	-	-	-
RM - Office Equipment, Furnitures and Fixtures															
RM - Office Equipment, Furnitures and Fixtures	821	-	-	-	-	-	-	-	-	-	-	-	-	-	-
RM - Furniture and Fixtures	822	-	-	-	-	-	-	-	-	-	-	-	-	-	-
RM - IT Equipment and Software	823	-	-	-	-	-	-	-	-	-	-	-	-	-	-
RM - Machinery and Equipment															
RM - Machinery and Equipment	826	-	-	-	-	-	-	-	-	-	-	-	-	-	-
RM - Agricultural, Fishery and Forestry Equipments	827	-	-	-	-	-	-	-	-	-	-	-	-	-	-
RM - Airport Equipment	828	-	-	-	-	-	-	-	-	-	-	-	-	-	-
RM - Communication Equipment	829	-	-	-	-	-	-	-	-	-	-	-	-	-	-
RM - Construction and Heavy Equipment	830	-	-	-	-	-	-	-	-	-	-	-	-	-	-
RM - Firefighting Equipment and Accessories	831	-	-	-	-	-	-	-	-	-	-	-	-	-	-
RM - Hospital Equipment	832	-	-	-	-	-	-	-	-	-	-	-	-	-	-
RM - Medical, Dental and Laboratory Equipment	833	-	-	-	-	-	-	-	-	-	-	-	-	-	-
RM - Military and Police Equipment	834	-	-	-	-	-	-	-	-	-	-	-	-	-	-
RM - Sports Equipment	835	-	-	-	-	-	-	-	-	-	-	-	-	-	-
RM - Technical and Scientific Equipment	836	-	-	-	-	-	-	-	-	-	-	-	-	-	-
RM - Other Machinery and Equipment	840	-	-	-	-	-	-	-	-	-	-	-	-	-	-
RM - Transportation Equipment															
RM - Motor Vehicles	841	17,254.32	-	-	-	17,254.32	21,703.01	-	-	-	21,703.01	(4,448.69)	-	-	-
RM - Trains	842	-	-	-	-	-	-	-	-	-	-	-	-	-	-
RM - Aircrafts and Airground Equipment	843	-	-	-	-	-	-	-	-	-	-	-	-	-	-
RM - Watercrafts	844	-	-	-	-	-	-	-	-	-	-	-	-	-	-

DETAILED STATEMENT OF CURRENT YEAR'S OBLIGATIONS, DISBURSEMENTS AND UNPAID OBLIGATIONS

As of March 31, 2013

Department: State Universities and Colleges
 Agency/Operating Units : TARLAC STATE UNIVERSITY
 Region/Province/City: Region III/ Tarlac
 Fund: 101

Program/Activity/Project (P/A/P) and Account Title	Account Code	Current Year Obligations					Disbursements					Balance (Unpaid Obligations)	Breakdown of Unpaid Obligations	
		1st Quarter ending March 31	2nd Quarter ending June 30	3rd Quarter ending Sept. 30	4th Quarter ending Dec. 31	Total	1st Quarter ending March 31	2nd Quarter ending June 30	3rd Quarter ending Sept. 30	4th Quarter ending Dec. 31	Total		Accounts Payable	Obligations Not Yet Due and Demandable
1	2	3	4	5	6	7	8	9	10	11	12	13 = (7-12) = (14+15)	14	15
RM - Other Transportation Equipment	848	-	-	-	-	-					-	-		
RM - Other Property, Plant and Equipment	850	-	-	-	-	-					-	-		
RM - Public Infrastructures														
RM - Roads, Highways and Bridges	851	-	-	-	-	-					-	-		
RM - Parks, Plazas and Monuments	852	-	-	-	-	-					-	-		
RM - Prts, Lighthouses and Harbors	853	-	-	-	-	-					-	-		
RM - Artesian Wells, Reservoirs, Pumping Station and Conduits	854	-	-	-	-	-					-	-		
RM - Irrigation, Canals and Laterals	855	-	-	-	-	-					-	-		
RM - Flood Controls	856	-	-	-	-	-					-	-		
RM - Waterways, Aqueducts, Seawalls, River Walls and Others	857	-	-	-	-	-					-	-		
RM - Other Public Infrastructures	860	-	-	-	-	-					-	-		
RM - Reforestation Projects														
RM - Reforestation - Upland	861	-	-	-	-	-					-	-		
RM - Reforestation - Marshland/Swampland	862	-	-	-	-	-					-	-		
Subsidies and Donations														
Subsidy to National Government Agencies	871	-	-	-	-	-					-	-		
Subsidy to Regional Offices/Staff Bureaus	872	-	-	-	-	-					-	-		
Subsidy to Operating Units	873	-	-	-	-	-					-	-		
Subsidy to Local Government Units	874	-	-	-	-	-					-	-		
Subsidy to GOCCs	875	-	-	-	-	-					-	-		
Subsidy to NGOs/POs	876	-	-	-	-	-					-	-		
Subsidy to Other Funds	877	-	-	-	-	-					-	-		
Donations	878	-	-	-	-	-					-	-		
Confidential, Intelligence, Extraordinary and Miscellaneous Expenses														
Confidential Expenses	881	-	-	-	-	-					-	-		
Intelligence Expenses	882	-	-	-	-	-					-	-		
Extraordinary Expenses	883	12,500.07	-	-	-	12,500.07	12,500.07				12,500.07	-		
Miscellaneous Expenses	884	18,000.00	-	-	-	18,000.00	18,000.00				18,000.00	-		
Taxes, Insurance Premiums and Other Fees														
Taxes, Duties and Licenses	891	16,700.00	-	-	-	16,700.00	21,038.12				21,038.12	(4,338.12)		
Fidelity Bond Premiums	892	23,006.25	-	-	-	23,006.25	23,006.25				23,006.25	-		
Insurance Expenses	893	4,998.68	-	-	-	4,998.68	4,998.68				4,998.68	-		
Other Maintenance and Operating Expenses	969	746,588.25	-	-	-	746,588.25	694,911.00				694,911.00	51,677.25		
Financial Expenses														
Bank Charges	971	-	-	-	-	-					-	-		
Commitments Fees	972	-	-	-	-	-					-	-		
Debt Service Subsidy to GOCCs	973	-	-	-	-	-					-	-		
Documentary Stamp Expenses	974	-	-	-	-	-					-	-		
Interest Expenses	975	-	-	-	-	-					-	-		

DETAILED STATEMENT OF CURRENT YEAR'S OBLIGATIONS, DISBURSEMENTS AND UNPAID OBLIGATIONS

As of March 31, 2013

Department: State Universities and Colleges
 Agency/Operating Units : TARLAC STATE UNIVERSITY
 Region/Province/City: Region III/ Tarlac
 Fund: 101

Program/Activity/Project (P/A/P) and Account Title	Account Code	Current Year Obligations					Disbursements					Balance (Unpaid Obligations)	Breakdown of Unpaid Obligations	
		1st Quarter ending March 31	2nd Quarter ending June 30	3rd Quarter ending Sept. 30	4th Quarter ending Dec. 31	Total	1st Quarter ending March 31	2nd Quarter ending June 30	3rd Quarter ending Sept. 30	4th Quarter ending Dec. 31	Total		Accounts Payable	Obligations Not Yet Due and Demandable
1	2	3	4	5	6	7	8	9	10	11	12	13 12) = (7- = (14+15)	14	15
Other Financial Charges	979	-	-	-	-	-					-	-		
Capital Outlays														
Land and Land Improvements														
Land	201	-	-	-	-	-					-	-		
Land Improvements, etc	202	-	-	-	-	-					-	-		
Runways/Taxiways	203	-	-	-	-	-					-	-		
Railways	204	-	-	-	-	-					-	-		
Electrification, Power and Energy Structures	205	-	-	-	-	-					-	-		
Buildings														
Office Buildings	211	-	-	-	-	-					-	-		
School Buildings, etc.	212	-	-	-	-	-					-	-		
Hospitals and Health Centers	213	-	-	-	-	-					-	-		
Markets and Slaughterhouses	214	-	-	-	-	-					-	-		
Other Structures	215	-	-	-	-	-					-	-		
Leasehold Improvements														
Leasehold Improvements, Land	218	-	-	-	-	-					-	-		
Leasehold Improvements, Buildings	219	-	-	-	-	-					-	-		
Other Leasehold Improvements	220	-	-	-	-	-					-	-		
Office Equipment, Furniture and Fixtures														
Office Equipment	221	-	-	-	-	-					-	-		
Furniture and Fixtures	222	-	-	-	-	-					-	-		
IT Equipment and Software, etc.	223	-	-	-	-	-					-	-		
Library Books	224	-	-	-	-	-					-	-		
Machinery and Equipment														
Machinery	226	-	-	-	-	-					-	-		
Agriculture, Fishery and Forestry Equipment	227	-	-	-	-	-					-	-		
Airport Equipment	228	-	-	-	-	-					-	-		
Communication Equipment	229	-	-	-	-	-					-	-		
Construction and Heavy Equipment	230	-	-	-	-	-					-	-		
Firefighting Equipment and Accessories	231	-	-	-	-	-					-	-		
Hospital Equipment	232	-	-	-	-	-					-	-		
Medical, Dental and Laboratory Equipment	233	-	-	-	-	-					-	-		
Military and Police Equipment	234	-	-	-	-	-					-	-		
Sports Equipment	235	-	-	-	-	-					-	-		
Technical and Scientific Equipment	236	-	-	-	-	-					-	-		
Other Machinery and Equipment, etc.	240	-	-	-	-	-					-	-		
Transportation Equipment														
Motor Vehicles	241	-	-	-	-	-					-	-		
Trains	242	-	-	-	-	-					-	-		
Aircrafts and Aircrafts Ground Equipment	243	-	-	-	-	-					-	-		
Watercrafts	244	-	-	-	-	-					-	-		

DETAILED STATEMENT OF CURRENT YEAR'S OBLIGATIONS, DISBURSEMENTS AND UNPAID OBLIGATIONS

As of March 31, 2013

Department: State Universities and Colleges
 Agency/Operating Units : TARLAC STATE UNIVERSITY
 Region/Province/City: Region III/ Tarlac
 Fund: 101

Program/Activity/Project (P/A/P) and Account Title	Account Code	Current Year Obligations					Disbursements					Balance (Unpaid Obligations)	Breakdown of Unpaid Obligations	
		1st Quarter ending March 31	2nd Quarter ending June 30	3rd Quarter ending Sept. 30	4th Quarter ending Dec. 31	Total	1st Quarter ending March 31	2nd Quarter ending June 30	3rd Quarter ending Sept. 30	4th Quarter ending Dec. 31	Total		Accounts Payable	Obligations Not Yet Due and Demandable
1	2	3	4	5	6	7	8	9	10	11	12	13 = (7-12) = (14+15)	14	15
Other Transportation Equipment, etc	248	-	-	-	-	-					-	-		
Other Property, Plant and Equipment	250	-	-	-	-	-					-	-		
Public Infrastructures														
Roads, Highways and Bridges	251	-	-	-	-	-					-	-		
Parks, Plazas and Monuments	252	-	-	-	-	-					-	-		
Ports, Lighthouses and Harbors	253	-	-	-	-	-					-	-		
Artesian Wells, Reservoirs, Pumping Stations and Conduiyd	254	-	-	-	-	-					-	-		
Irrigation, Canals and Laterals	255	-	-	-	-	-					-	-		
Flood Controls	256	-	-	-	-	-					-	-		
Waterways, Aqueducts, Seawalls, River Walls and Others	257	-	-	-	-	-					-	-		
Other Public Infrastructures, etc.	260	-	-	-	-	-					-	-		
Reforestation Projects-Upland	261	-	-	-	-	-					-	-		
Reforestation Projects-Marshland/Swampland	262	-	-	-	-	-					-	-		
B. SPECIAL PURPOSE FUNDS														
Miscellaneous Personnel Benefits Fund														
Specify allotment class/object of expenditures		-	-	-	-	-					-	-		
Pension and Gratuity Fund														
Terminal Leave Benefits		16,531.28	-	-	-	16,531.28	16,531.28				16,531.28	-		
Contingent Fund														
Specify allotment class/object of expenditures		-	-	-	-	-					-	-		
Calamity Fund														
Specify allotment class/object of expenditures		-	-	-	-	-					-	-		
Priority Development Assistance Fund														
Scholarship Expenses		310,000.00	-	-	-	310,000.00						310,000.00		
Others (Please specify)														
(SPF sequence in accordance with GAA)		-	-	-	-	-					-	-		
C. AUTOMATIC APPROPRIATIONS														
Retirement and Life Insurance Premium		3,263,258.00	-	-	-	3,263,258.00	3,263,258.00				3,263,258.00	-		
Customs Duties and Taxes		-	-	-	-	-					-	-		
Specify object of expenditures		-	-	-	-	-					-	-		
Others (Pls. specify)		-	-	-	-	-					-	-		
TOTAL CURRENT YEAR BUDGET/APPRO.		46,315,097.66	-	-	-	46,315,097.66	44,086,590.40	-	-	-	44,086,590.40	2,228,507.26	-	-
II. PRIOR YEARS' BUDGET/CONT. APPRO.														
D. Unreleased Appropriations														
Personnel Services														
Salaries and Wages														
Salaries and Wages - Regular	701	-	-	-	-	-					-	-		
Salaries and Wages - Military/Uniformed	702	-	-	-	-	-					-	-		
Salaries and Wages - Part-time	703	-	-	-	-	-					-	-		
Salaries and Wages - Substitute	704	-	-	-	-	-					-	-		

DETAILED STATEMENT OF CURRENT YEAR'S OBLIGATIONS, DISBURSEMENTS AND UNPAID OBLIGATIONS

As of March 31, 2013


Department: State Universities and Colleges
 Agency/Operating Units : TARLAC STATE UNIVERSITY
 Region/Province/City: Region III/ Tarlac
 Fund: 101


Program/Activity/Project (P/A/P) and Account Title	Account Code	Current Year Obligations					Disbursements					Balance (Unpaid Obligations)	Breakdown of Unpaid Obligations	
		1st Quarter ending March 31	2nd Quarter ending June 30	3rd Quarter ending Sept. 30	4th Quarter ending Dec. 31	Total	1st Quarter ending March 31	2nd Quarter ending June 30	3rd Quarter ending Sept. 30	4th Quarter ending Dec. 31	Total		Accounts Payable	Obligations Not Yet Due and Demandable
1	2	3	4	5	6	7	8	9	10	11	12	13 = (7-12)	14 = (14+15)	15
Salaries and Wages - Casual	705	-	-	-	-	-					-	-		
Salaries and Wages - Contractual	706	-	-	-	-	-					-	-		
Maintenance & Other Operating Expenses														
Travelling Expenses														
Travel Expenses-Local	751	-	-	-	-	-					-	-		
Travel Expenses-Foreign	752	-	-	-	-	-					-	-		
Training and Scholarship Expenses														
Training Expenses	753	-	-	-	-	-					-	-		
Others (pls. specify)														
Financial Expenses														
Bank Charges	871	-	-	-	-	-					-	-		
Commitments Fees	972	-	-	-	-	-					-	-		
Debt Service Subsidy to GOCCs	973	-	-	-	-	-					-	-		
Documentary Stamp Expenses	974	-	-	-	-	-					-	-		
Interest Expenses	975	-	-	-	-	-					-	-		
Capital Outlays														
Office Buildings	211	-	-	-	-	-					-	-		
School Buildings	212	-	-	-	-	-					-	-		
Hospitals and Health Centers	213	-	-	-	-	-					-	-		
Office Equipment	221	-	-	-	-	-					-	-		
Furniture and Fixtures	222	-	-	-	-	-					-	-		
IT Equipment and Software	223	-	-	-	-	-					-	-		
Others (pls. specify)														
Special Purpose Fund														
Miscellaneous Personnel Benefits Fund														
Specify allotment class/object of expenditures		-	-	-	-	-					-	-		
Calamity Fund														
Specify allotment class/object of expenditures		-	-	-	-	-					-	-		
Priority Development Assistance Fund														
Specify allotment class/object of expenditures		-	-	-	-	-					-	-		
Others (pls. specify)		-	-	-	-	-					-	-		
E. Unobligated Allotment														
Personnel Services														
Salaries and Wages														
Salaries and Wages - Regular	701	-	-	-	-	-					-	-		
Salaries and Wages - Contractual	706	-	-	-	-	-					-	-		
Others (pls. specify)														
Maintenance & Other Operating Expenses														
Travelling Expenses														
Travel Expenses-Local	751	-	-	-	-	-					-	-		
Travel Expenses-Foreign	752	-	-	-	-	-					-	-		


DETAILED STATEMENT OF CURRENT YEAR'S OBLIGATIONS, DISBURSEMENTS AND UNPAID OBLIGATIONS
As of March 31, 2013

Department: State Universities and Colleges
Agency/Operating Units : TARLAC STATE UNIVERSITY
Region/Province/City: Region III/ Tarlac
Fund: 101

Program/Activity/Project (P/A/P) and Account Title	Account Code	Current Year Obligations					Disbursements					Balance (Unpaid Obligations)	Breakdown of Unpaid Obligations	
		1st Quarter ending March 31	2nd Quarter ending June 30	3rd Quarter ending Sept. 30	4th Quarter ending Dec. 31	Total	1st Quarter ending March 31	2nd Quarter ending June 30	3rd Quarter ending Sept. 30	4th Quarter ending Dec. 31	Total		Accounts Payable	Obligations Not Yet Due and Demandable
1	2	3	4	5	6	7	8	9	10	11	12	13 = (7-12)	14 = (14+15)	15
Training and Scholarship Expenses														
Training Expenses	753	-	-	-	-	-								
Others (pls. specify)														
Financial Expenses														
Bank Charges	871	-	-	-	-	-								
Interest Expenses	975	-	-	-	-	-								
Capital Outlays														
Office Buildings	211	-	-	-	-	-								
School Buildings	212	-	-	-	-	-								
Hospitals and Health Centers	213	-	-	-	-	-								
Office Equipment	221	-	-	-	-	-								
Furniture and Fixtures	222	-	-	-	-	-								
IT Equipment and Software	223	-	-	-	-	-								
Others (pls. specify)														
Total PRIOR YEAR'S BUDGET/CONTINUING APPROPRIATION		-	-	-	-	-								
GRAND TOTAL		46,315,097.66	-	-	-	46,315,097.66	44,086,590.40	-	-	-	44,086,590.40	2,228,507.26	-	-

Certified Correct:

JESUS S. DANGANAN
Budget Officer
Date:

Approved By: 
PRISCILLA C. VIUYA, Ph. D.
President

Certified Correct:

JOHN ERWIN C. PANLILIO
OIC, Financial Mgmt. office
Date: