




STATEMENT OF APPROPRIATIONS, ALLOTMENTS, OBLIGATIONS, DISBURSEMENTS AND BALANCES
As of the Quarter Ending September 30, 2014

Department : State Universities and Colleges
 Agency : TARLAC STATE UNIVERSITY
 Operating Unit : _____
 Organization Code (UACS) : 08 037 00 00000
 Funding Source Code (as cluster) : 101

	Current Year Appropriations
	Supplemental Appropriations
X	Continuing Appropriations

Particulars	UACS CODE	Appropriations			Allotments					Current Year Obligations					Current Year Disbursements					BALANCES			
		Authorized Appropriations	Adjustments (Transfer To /From, Realignment)	Adjusted Appropriations	Allotments Received	Adjustments (Withdrawal / Realignment)	Transfer To	Transfer From	Adjusted Total Allotments	1st Quarter Ending March 31	2nd Quarter Ending June 30	3rd Quarter Ending Sept. 30	4th Quarter Ending Dec. 31	Total	1st Quarter Ending March 31	2nd Quarter Ending June 30	3rd Quarter Ending Sept. 30	4th Quarter Ending Dec. 31	Total	Unreleased Appropriations	Unobligated Allotment	Unpaid Utilizations (15-20) = Due and Demandable / Accounts Payable	
1	2	3	4	5=[3+(-)4]	6	7	8	9	10=[(6+(-)7)-8+9]	11	12	13	14	15=(11+12+13+14)	16	17	18	19	20=(16+17+18+19)	21=(5-10)	22=(10-15)	23	
GRAND TOTAL		1,827,724.78	-	1,827,724.78	1,827,724.78	-	-	-	1,827,724.78	-	-	-	-	-	-	-	-	-	-	-	-	1,827,724.78	-
PS		-	-	-	-	-	-	-	-	-	-	-	-	-	-	-	-	-	-	-	-	-	-
MOOE		904,775.80	-	904,775.80	904,775.80	-	-	-	904,775.80	-	-	-	-	-	-	-	-	-	-	-	-	904,775.80	-
Fin Exp.(if applicable)		-	-	-	-	-	-	-	-	-	-	-	-	-	-	-	-	-	-	-	-	-	-
CO		922,948.98	-	922,948.98	922,948.98	-	-	-	922,948.98	-	-	-	-	-	-	-	-	-	-	-	-	922,948.98	-
Recapitulation by MFO:		-	-	-	-	-	-	-	-	-	-	-	-	-	-	-	-	-	-	-	-	-	-
MFO 1		-	-	-	-	-	-	-	-	-	-	-	-	-	-	-	-	-	-	-	-	-	-
MFO 2		-	-	-	-	-	-	-	-	-	-	-	-	-	-	-	-	-	-	-	-	-	-
MFO 3		-	-	-	-	-	-	-	-	-	-	-	-	-	-	-	-	-	-	-	-	-	-
MFO 4		-	-	-	-	-	-	-	-	-	-	-	-	-	-	-	-	-	-	-	-	-	-
OF WHICH:																							
Major Programs/Projects																							
KRA No. 2 - Poverty Reduction and Empowerment of the Poor and Vulnerable		1,827,724.78	-	1,827,724.78	1,827,724.78	-	-	-	1,827,724.78	-	-	-	-	-	-	-	-	-	-	-	-	1,827,724.78	-

Certified Correct:  JESUS S. DANGANAN Budget Officer Date: _____	Certified Correct:  JOHN ERWIN C. PANLILIO Chief Accountant Date: _____	Recommending Approval: _____ Director, FMS Date: _____	Approved By:  DR. MYRNA C. MALLARI President Date: _____
---	---	---	--