

## STATEMENT OF ALLOTMENTS, OBLIGATIONS AND BALANCES

As of March 31, FY 2011

(In Pesos)

Department: State Universities and CollegesAgency/OU : TARLAC STATE UNIVERSITY

Fund : 101

P/A/P / ALLOTMENT CLASS / OBJECT OF EXPENDITURE (1)	Allotment Received (2)			Unobligated Balance of Allotment (5)=(2)-(4)	Remarks (5)
		This Report (3)	To Date (4)		
1. Current Year's Allotments					
<b>PERSONAL SERVICES (Total)</b>					
Salaries and Wages					
Salaries and Wages - Regular	82,219,000.00	22,641,625.50	22,641,625.50	59,577,374.50	
Salaries and Wages - Student Assistant		-	-	-	
Salaries and Wages - Part-time		-	-	-	
Salaries and Wages - Substitute		-	-	-	
Salaries and Wages - Casual		-	-	-	
Salaries and Wages - Contractual		-	-	-	
Salaries and Wages - Emergency		-	-	-	
Other Compensation					
Personnel Economic Relief Allow (PERA)	8,256,000.00	2,018,522.70	2,018,522.70	6,237,477.30	
Representation Allowance (RA)	190,000.00	78,900.00	78,900.00	111,100.00	
Transportation Allowance (TA)	190,000.00	78,900.00	78,900.00	111,100.00	
Clothing/Uniform Allowance	1,376,000.00	1,348,000.00	1,348,000.00	28,000.00	
Subsistence, Laundry and Quarter Allow.	49,000.00	8,550.00	8,550.00	40,450.00	
Productivity Incentive Allowance	688,000.00	649,000.00	649,000.00	39,000.00	
Overseas Allowance		-	-	-	
Other Bonuses and Allowances		-	-	-	
Honoraria	620,000.00	38,400.00	38,400.00	581,600.00	
Hazard Pay		-	-	-	
Longevity Pay		-	-	-	
Overtime and Night Pay		-	-	-	
Cash Gift	1,720,000.00	-	-	1,720,000.00	
Year End Bonus	6,794,000.00	-	-	6,794,000.00	
Personnel Benefits Contributions					
Life and Retirement Insurance Contr.	9,783,000.00	2,716,142.91	2,716,142.91	7,066,857.09	
PAG-IBIG Contributions	415,000.00	101,100.00	101,100.00	313,900.00	
PHILHEALTH Contributions	932,000.00	179,362.50	179,362.50	752,637.50	
ECC Contributions	415,000.00	99,789.04	99,789.04	315,210.96	
Other Personnel Benefits					
Pension Benefits - Civilian		-	-	-	
Pension Benefits - Military/Uniformed		-	-	-	
Retirement Benefits - Civilian		-	-	-	
Retirement Benefits - Military/Uniformed		-	-	-	
Terminal Leave Benefits		-	-	-	
Health Workers Benefits		-	-	-	
Other Personnel Benefits		969,000.00	969,000.00	(969,000.00)	
<b>Total</b>	<b>113,647,000.00</b>	<b>30,927,292.65</b>	<b>30,927,292.65</b>	<b>82,719,707.35</b>	



## STATEMENT OF ALLOTMENTS, OBLIGATIONS AND BALANCES

As of March 31, FY 2011

(In Pesos)

Department: State Universities and CollegesAgency/OU: TARLAC STATE UNIVERSITY

Fund: 101

P/A/P / ALLOTMENT CLASS / OBJECT OF EXPENDITURE (1)	Allotment Received (2)			Unobligated Balance of Allotment (5)=(2)-(4)	Remarks (5)
		This Report (3)	To Date (4)		
<b>B. MAINTENANCE AND OTHER OPERATING EXPENSES</b>					
Traveling Expenses					
Traveling Expenses Local	1,019,000.00	134,564.00	134,564.00	884,436.00	
Traveling Expenses Foreign	7,000.00	12,000.00	12,000.00	(5,000.00)	
Training and Scholarship Expenses					
Training Expenses	486,000.00	79,550.00	79,550.00	406,450.00	
Scholarship Expenses	891,000.00	188,000.00	188,000.00	703,000.00	
Supplies and Materials Expenses					
Office Supplies Expenses	663,000.00	12,980.52	12,980.52	650,019.48	
Accountable Forms Expenses	89,000.00	-	-	89,000.00	
Animal/Zoological Supplies Exp.		-	-	-	
Food Supplies Expenses		-	-	-	
Drugs and Medicines Expenses		-	-	-	
Med, Den. and Lab. Supp. Exp.		-	-	-	
Gasoline, Oil and Lubricants Exp.	496,000.00	279,543.44	279,543.44	216,456.56	
Agricultural Supplies Expenses		-	-	-	
Textbooks & Inst'l. Materials Expenses		-	-	-	
Military and Police Supplies Expenses		-	-	-	
Other Supplies Expenses	187,000.00	29,615.00	29,615.00	157,385.00	
Utility Expenses					
Water Expenses	491,000.00	263,697.60	263,697.60	227,302.40	
Electricity Expenses	7,041,000.00	2,126,448.03	2,126,448.03	4,914,551.97	
Cooking Gas Expenses	15,000.00	3,220.00	3,220.00	11,780.00	
Communication Expenses					
Postage and Deliveries		-	-	-	
Telephone Expenses - Landline	521,000.00	139,353.22	139,353.22	381,646.78	
Telephone Expenses - Mobile		-	-	-	
Internet Expenses		-	-	-	
Cable, Satellite, Telegraph, and Radio Exps.		-	-	-	
Membership Dues and Contr. to Org.	164,000.00	57,000.00	57,000.00	107,000.00	
Awards and Indemnities		-	-	-	
Advertising Expenses	17,000.00	-	-	17,000.00	
Printing and Binding Expenses	320,000.00	66,330.00	66,330.00	253,670.00	
Rent Expenses	9,000.00	-	-	9,000.00	
Representation Expenses	222,000.00	60,550.00	60,550.00	161,450.00	
Transportation and Delivery Expenses		-	-	-	
Storage Expenses		-	-	-	
Subscription Expenses	84,000.00	30,222.00	30,222.00	53,778.00	
Survey Expenses		-	-	-	
Rewards and Other Claims	1,000.00	-	-	1,000.00	
<b>Sub-total (MOOE)</b>	<b>12,723,000.00</b>	<b>3,483,073.81</b>	<b>3,483,073.81</b>	<b>9,239,926.19</b>	



## STATEMENT OF ALLOTMENTS, OBLIGATIONS AND BALANCES

As of March 31, FY 2011

(In Pesos)

Department: State Universities and Colleges  
 Agency/OU : TARLAC STATE UNIVERSITY  
 Fund : 101

P/A/P / ALLOTMENT CLASS / OBJECT OF EXPENDITURE (1)	Allotment Received (2)			Unobligated Balance of Allotment (5)=(2)-(4)	Remarks (5)
		This Report (3)	To Date (4)		
<b>Forwarded Balance</b>	12,723,000.00	3,483,073.81	3,483,073.81	9,239,926.19	
Professional Services					
Legal Services		-	-	-	
Auditing Services	33,000.00	6,006.78	6,006.78	26,993.22	
Consultancy Services		-	-	-	
Environment/Sanitary Services		-	-	-	
General Services	1,434,000.00	-	-	1,434,000.00	
Janitorial Services	891,000.00	265,140.28	265,140.28	625,859.72	
Security Services	1,544,000.00	476,364.34	476,364.34	1,067,635.66	
Other Professional Services	905,000.00	166,213.96	166,213.96	738,786.04	
Repairs and Maintenance					
Land Improvements					
R & M - Land Improvements		-	-	-	
R & M - Runways/Taxiways		-	-	-	
R & M - Railways		-	-	-	
R & M -Electrifact., Pwer & Enrgy. Struct.		-	-	-	
Buildings					
R & M - Office Buildings		-	-	-	
R & M - School Buildings		-	-	-	
R & M - Hospitals and Health Centers		-	-	-	
R & M - Markets and Slaughterhouses		-	-	-	
R & M - Other Structures		-	-	-	
Leasehold Improvemets					
R & M - Leasehold Improvements, Land		-	-	-	
R & M - Leasehold Improvements, Bldg.		-	-	-	
R & M - Other Leasehold Improvements		-	-	-	
Office Equipment, Furniture and Fixtures					
R & M - Office Equipment		5,800.00	5,800.00	(5,800.00)	
R & M - Furniture and Fixtures		-	-	-	
R & M - IT Equipment & Software	37,000.00	23,750.00	23,750.00	13,250.00	
Machineries and Equipment					
R & M - Machineries		-	-	-	
R & M - Agricultural, Fishery & Forestry Equipt.		-	-	-	
R & M - Airport Equipment		-	-	-	
R & M - Communication Equipt.		-	-	-	
R & M - Construction & Heavy Equipt.		-	-	-	
R & M - Firefighting Equipt. & Accessories		-	-	-	
R & M - Hospital Equipment		-	-	-	
R & M - Medical, Dental & Lab. Equipt.		-	-	-	
R & M - Military & Police Equipt.		-	-	-	
R & M - Sports Equipment		-	-	-	
<b>Sub-total (MOOE)</b>	<b>17,567,000.00</b>	<b>4,426,349.17</b>	<b>4,426,349.17</b>	<b>13,140,650.83</b>	



**STATEMENT OF ALLOTMENTS, OBLIGATIONS AND BALANCES**

As of March 31, FY 2011

(In Pesos)

Department: State Universities and Colleges  
 Agency/OU : TARLAC STATE UNIVERSITY  
 Fund : 101

P/A/P / ALLOTMENT CLASS / OBJECT OF EXPENDITURE (1)	Allotment Received (2)			Unobligated Balance of Allotment (5)=(2)-(4)	Remarks (5)
		This Report (3)	To Date (4)		
<b>Balance Forwarded</b>	17,567,000.00	4,426,349.17	4,426,349.17	13,140,650.83	
R & M - Technical & Scientific Equipment		-	-	-	
R & M - Other Machineries & Equipt.		-	-	-	
Transportation Equipment					
R & M - Motor Vehicles	293,000.00	115,110.34	115,110.34	177,889.66	
R & M - Trains		-	-	-	
R & M - Aircraft & Aircraft Ground Equipt.		-	-	-	
R & M - Watercrafts		-	-	-	
R & M - Other Transportation Equipt.		-	-	-	
Other Property, Plant & Equipt.		-	-	-	
R & M - Other Property, Plant & Equipt.		-	-	-	
Public Infrastructures		-	-	-	
R & M - Roads, Highways & Bridges		-	-	-	
R & M - Parks, Plazas and Monuments		-	-	-	
R & M - Ports, Lighthouses and Harbors		-	-	-	
R & M - Artesian Wells, Rsvoirs, Pumping Stat. & C.		-	-	-	
R & M - Other Public Infrastrures		-	-	-	
Donations Expenses		-	-	-	
Confidential Expenses		-	-	-	
Extraordinary Expenses	50,000.00	12,500.01	12,500.01	37,499.99	
Miscellaneous Expenses	60,000.00	15,000.00	15,000.00	45,000.00	
Taxes, Duties and Licenses	166,000.00	54,240.62	54,240.62	111,759.38	
Fidelity Bond Premiums	44,000.00	17,081.25	17,081.25	26,918.75	
Insurance Expenses	77,000.00	7,529.67	7,529.67	69,470.33	
Other Maintenance & Operating Expenses	2,370,000.00	528,557.85	528,557.85	1,841,442.15	
<b>MAINTENANCE AND OTHER OPERATING EXP. (Total)</b>	<b>20,627,000.00</b>	<b>5,176,368.91</b>	<b>5,176,368.91</b>	<b>15,450,631.09</b>	
<b>C. CAPITAL OUTLAYS</b>					
Investments in Securities					
Investments in Treasury Bills					
Investments in Bonds		-	-	-	
Property, Plant and Equipment		-	-	-	
Land and Land Improvements		-	-	-	
Land		-	-	-	
Land Improvements		-	-	-	
Runways/Taxiways		-	-	-	
Railways		-	-	-	
Buildings		-	-	-	
Office Buildings		-	-	-	
School Buildings		-	-	-	
Hospitals and Health Centers		-	-	-	
Other Structures		-	-	-	
<b>Sub total (Capital Outlays)</b>	<b>-</b>	<b>-</b>	<b>-</b>	<b>-</b>	



**STATEMENT OF ALLOTMENTS, OBLIGATIONS AND BALANCES**As of March 31, FY 2011

(In Pesos)

Department: State Universities and CollegesAgency/OU : TARLAC STATE UNIVERSITY

Fund : 101

P/A/P / ALLOTMENT CLASS / OBJECT OF EXPENDITURE (1)	Allotment Received (2)			Unobligated Balance of Allotment (5)=(2)-(4)	Remarks (5)
		This Report (3)	To Date (4)		
<b>Balance Forwarded</b>	-	-	-	-	
Leasehold Improvements					
Leasehold Improvements, Land		-	-	-	
Other Leasehold Improvements		-	-	-	
Office Equipmt. Furniture and Fixtures					
Office Equipment		-	-	-	
Furniture and Fixtures		-	-	-	
IT Equipment and Software		-	-	-	
Library Books		-	-	-	
Machineries and Equipment					
Machineries		-	-	-	
Communication Equipment		-	-	-	
Med., Den. & Lab. Equipment		-	-	-	
Sports Equipment		-	-	-	
Technical and Scientific Equipment		-	-	-	
Transportation Equipment		-	-	-	
Motor Vehicles		-	-	-	
Trains		-	-	-	
<b>Total (Capital Outlays)</b>	-	-	-	-	
II. Prior Year's Allotments (Continuing Appropriations)					
A. PERSONAL SERVICES (Total)		-	-	-	
B. MOOE (Total)		-	-	-	
C. CAPITAL OUTLAYS (Total)		-	-	-	
Sub- Total - Prior Year's Allotments		-	-	-	
<b>GRAND TOTAL</b>	<b>134,274,000.00</b>	<b>36,103,661.56</b>	<b>36,103,661.56</b>	<b>98,170,338.44</b>	

Certified Correct:

Submitted by:

  
**JESUS S. DANGANAN**

Budget Officer IV

**PRISCILLA C. VIUYA, Ph.D.**

President



## STATEMENT OF ALLOTMENTS, OBLIGATIONS AND BALANCES

As of June 30, FY 2011

(In Pesos)

Department: State Universities and Colleges  
 Agency/OU : TARLAC STATE UNIVERSITY  
 Fund : 101

P/A/P / ALLOTMENT CLASS / OBJECT OF EXPENDITURE (1)	Allotment Received (2)			Unobligated Balance of Allotment (5)=(2)-(4)	Remarks (5)
		This Report (3)	To Date (4)		
1. Current Year's Allotments					
<b>PERSONAL SERVICES (Total)</b>					
Salaries and Wages					
Salaries and Wages - Regular	93,731,000.00	22,697,318.63	45,338,944.13	48,392,055.87	
Salaries and Wages - Student Assistant		-	-	-	
Salaries and Wages - Part-time		-	-	-	
Salaries and Wages - Substitute		-	-	-	
Salaries and Wages - Casual		-	-	-	
Salaries and Wages - Contractual		-	-	-	
Salaries and Wages - Emergency		-	-	-	
Other Compensation					
Personnel Economic Relief Allow (PERA)	8,256,000.00	1,929,844.07	3,948,366.77	4,307,633.23	
Representation Allowance (RA)	190,000.00	74,900.00	153,800.00	36,200.00	
Transportation Allowance (TA)	190,000.00	74,900.00	153,800.00	36,200.00	
Clothing/Uniform Allowance	1,376,000.00	8,473.11	1,356,473.11	19,526.89	
Subsistence, Laundry and Quarter Allow.	49,000.00	10,450.00	19,000.00	30,000.00	
Productivity Incentive Allowance	688,000.00	-	649,000.00	39,000.00	
Overseas Allowance		-	-	-	
Other Bonuses and Allowances		-	-	-	
Honoraria	620,000.00	40,800.00	79,200.00	540,800.00	
Hazard Pay		-	-	-	
Longevity Pay		-	-	-	
Overtime and Night Pay		-	-	-	
Cash Gift	1,720,000.00	827,500.00	827,500.00	892,500.00	
Year End Bonus	6,794,000.00	3,683,797.50	3,683,797.50	3,110,202.50	
Personnel Benefits Contributions					
Life and Retirement Insurance Contr.	11,057,000.00	2,596,838.24	5,312,981.15	5,744,018.85	
PAG-IBIG Contributions	415,000.00	95,700.00	196,800.00	218,200.00	
PHILHEALTH Contributions	932,000.00	170,687.50	350,050.00	581,950.00	
ECC Contributions	415,000.00	95,193.68	194,982.72	220,017.28	
Other Personnel Benefits					
Pension Benefits - Civilian		-	-	-	
Pension Benefits - Military/Uniformed		-	-	-	
Retirement Benefits - Civilian		-	-	-	
Retirement Benefits - Military/Uniformed		-	-	-	
Terminal Leave Benefits	61,408.00	61,407.91	61,407.91	0.09	
Health Workers Benefits		-	-	-	
Other Personnel Benefits		3,000.00	972,000.00	(972,000.00)	
<b>Total</b>	<b>126,494,408.00</b>	<b>32,370,810.64</b>	<b>63,298,103.29</b>	<b>63,196,304.71</b>	



**STATEMENT OF ALLOTMENTS, OBLIGATIONS AND BALANCES**

As of June 30, FY 2011

(In Pesos)

Department: State Universities and Colleges

Agency/OU : TARLAC STATE UNIVERSITY

Fund : 101

P/A/P / ALLOTMENT CLASS / OBJECT OF EXPENDITURE (1)	Allotment Received (2)			Unobligated Balance of Allotment (5)=(2)-(4)	Remarks (5)
		This Report (3)	To Date (4)		
<b>B. MAINTENANCE AND OTHER OPERATING EXPENSES</b>					
Traveling Expenses					
Traveling Expenses Local	1,019,000.00	276,684.08	411,248.08	607,751.92	
Traveling Expenses Foreign	7,000.00	-	12,000.00	(5,000.00)	
Training and Scholarship Expenses					
Training Expenses	486,000.00	177,050.00	256,600.00	229,400.00	
Scholarship Expenses	1,179,000.00	462,378.00	650,378.00	528,622.00	
Supplies and Materials Expenses					
Office Supplies Expenses	663,000.00	225,961.55	238,942.07	424,057.93	
Accountable Forms Expenses	89,000.00	1,125.00	1,125.00	87,875.00	
Animal/Zoological Supplies Exp.		-	-	-	
Food Supplies Expenses		-	-	-	
Drugs and Medicines Expenses		-	-	-	
Med, Den. and Lab. Supp. Exp.		-	-	-	
Gasoline, Oil and Lubricants Exp.	496,000.00	276,521.04	556,064.48	(60,064.48)	
Agricultural Supplies Expenses		-	-	-	
Textbooks & Inst'l. Materials Expenses		-	-	-	
Military and Police Supplies Expenses		-	-	-	
Other Supplies Expenses	187,000.00	98,523.70	128,138.70	58,861.30	
Utility Expenses					
Water Expenses	491,000.00	220,249.60	483,947.20	7,052.80	
Electricity Expenses	7,041,000.00	2,416,440.03	4,542,888.06	2,498,111.94	
Cooking Gas Expenses	15,000.00	-	3,220.00	11,780.00	
Communication Expenses					
Postage and Deliveries		795.00	795.00	(795.00)	
Telephone Expenses - Landline	521,000.00	160,514.91	299,868.13	221,131.87	
Telephone Expenses - Mobile		-	-	-	
Internet Expenses		-	-	-	
Cable, Satellite, Telegraph, and Radio Exps.		-	-	-	
Membership Dues and Contr. to Org.	164,000.00	31,000.00	88,000.00	76,000.00	
Awards and Indemnities		-	-	-	
Advertising Expenses	17,000.00	9,200.00	9,200.00	7,800.00	
Printing and Binding Expenses	320,000.00	106,610.79	172,940.79	147,059.21	
Rent Expenses	9,000.00	-	-	9,000.00	
Representation Expenses	222,000.00	60,550.00	121,100.00	100,900.00	
Transportation and Delivery Expenses		-	-	-	
Storage Expenses		-	-	-	
Subscription Expenses	84,000.00	29,400.00	59,622.00	24,378.00	
Survey Expenses		-	-	-	
Rewards and Other Claims	1,000.00	-	-	1,000.00	
<b>Sub-total (MOOE)</b>	<b>13,011,000.00</b>	<b>4,553,003.70</b>	<b>8,036,077.51</b>	<b>4,974,922.49</b>	



## STATEMENT OF ALLOTMENTS, OBLIGATIONS AND BALANCES

As of June 30, FY 2011

(In Pesos)

Department: State Universities and Colleges

Agency/OU: **TARLAC STATE UNIVERSITY**

Fund: 101

P/A/P / ALLOTMENT CLASS / OBJECT OF EXPENDITURE (1)	Allotment Received (2)			Unobligated Balance of Allotment (5)=(2)-(4)	Remarks (5)
		This Report (3)	To Date (4)		
<b>Forwarded Balance</b>	13,011,000.00	4,553,003.70	8,036,077.51	4,974,922.49	
Professional Services					
Legal Services		-	-	-	
Auditing Services	33,000.00	6,094.78	12,101.56	20,898.44	
Consultancy Services		-	-	-	
Environment/Sanitary Services		-	-	-	
General Services	1,434,000.00	-	-	1,434,000.00	
Janitorial Services	891,000.00	-	265,140.28	625,859.72	
Security Services	1,544,000.00	-	476,364.34	1,067,635.66	
Other Professional Services	905,000.00	-	166,213.96	738,786.04	
Repairs and Maintenance					
Land Improvements					
R & M - Land Improvements		-	-	-	
R & M - Runways/Taxiways		-	-	-	
R & M - Railways		-	-	-	
R & M -Electrict., Pwer & Enrgy. Struct.		-	-	-	
Buildings					
R & M - Office Buildings		-	-	-	
R & M - School Buildings		-	-	-	
R & M - Hospitals and Health Centers		-	-	-	
R & M - Markets and Slaughterhouses		-	-	-	
R & M - Other Structures		-	-	-	
Leasehold Improvemets					
R & M - Leasehold Improvements, Land		-	-	-	
R & M - Leasehold Improvements, Bldg.		-	-	-	
R & M - Other Leasehold Improvements		-	-	-	
Office Equipment, Furniture and Fixtures					
R & M - Office Equipment		-	5,800.00	(5,800.00)	
R & M - Furniture and Fixtures		-	-	-	
R & M - IT Equipment & Software	37,000.00	4,000.00	27,750.00	9,250.00	
Machineries and Equipment					
R & M - Machineries		-	-	-	
R & M - Agricultural, Fishery & Forestry Equipt.		-	-	-	
R & M - Airport Equipment		-	-	-	
R & M - Communication Equipt.		-	-	-	
R & M - Construction & Heavy Equipt.		-	-	-	
R & M - Firefighting Equipt. & Accessories		-	-	-	
R & M - Hospital Equipment		-	-	-	
R & M - Medical, Dental & Lab. Equipt.		-	-	-	
R & M - Military & Police Equipt.		-	-	-	
R & M - Sports Equipment		-	-	-	
<b>Sub-total (MOOE)</b>	<b>17,855,000.00</b>	<b>4,563,098.48</b>	<b>8,989,447.65</b>	<b>8,865,552.35</b>	



**STATEMENT OF ALLOTMENTS, OBLIGATIONS AND BALANCES**

As of June 30, FY 2011  
(In Pesos)

Department: State Universities and Colleges  
Agency/OU : TARLAC STATE UNIVERSITY  
Fund : 101

P/A/P / ALLOTMENT CLASS / OBJECT OF EXPENDITURE (1)	Allotment Received (2)			Unobligated Balance of Allotment (5)=(2)-(4)	Remarks (5)
		This Report (3)	To Date (4)		
<b>Balance Forwarded</b>	17,855,000.00	4,563,098.48	8,989,447.65	8,865,552.35	
R & M - Technical & Scientific Equipment		-	-	-	
R & M - Other Machineries & Equipt.		-	-	-	
Transportation Equipment					
R & M - Motor Vehicles	293,000.00	37,635.57	152,745.91	140,254.09	
R & M - Trains		-	-	-	
R & M - Aircraft & Aircraft Ground Equipt.		-	-	-	
R & M - Watercrafts		-	-	-	
R & M - Other Transportation Equipt.		-	-	-	
Other Property, Plant & Equipt.					
R & M - Other Property, Plant & Equipt.		-	-	-	
Public Infrastructures					
R & M - Roads, Highways & Bridges		-	-	-	
R & M - Parks, Plazas and Monuments		-	-	-	
R & M - Ports, Lighthouses and Harbors		-	-	-	
R & M - Artesian Wells, Rsvoirs, Pumping Stat. & C.		-	-	-	
R & M - Other Public Infrastrures		-	-	-	
Donations Expenses		-	-	-	
Confidential Expenses		-	-	-	
Extraordinary Expenses	50,000.00	12,500.01	25,000.02	24,999.98	
Miscellaneous Expenses	60,000.00	15,000.00	30,000.00	30,000.00	
Taxes, Duties and Licenses	166,000.00	43,548.12	97,788.74	68,211.26	
Fidelity Bond Premiums	44,000.00	6,150.00	23,231.25	20,768.75	
Insurance Expenses	77,000.00	-	7,529.67	69,470.33	
Other Maintenance & Operating Expenses	2,370,000.00	362,843.00	891,400.85	1,478,599.15	
<b>MAINTENANCE AND OTHER OPERATING EXP. (Total)</b>	<b>20,915,000.00</b>	<b>5,040,775.18</b>	<b>10,217,144.09</b>	<b>10,697,855.91</b>	
<b>C. CAPITAL OUTLAYS</b>					
Investments in Securities					
Investments in Treasury Bills		-	-	-	
Investments in Bonds		-	-	-	
Property, Plant and Equipment		-	-	-	
Land and Land Improvements					
Land		-	-	-	
Land Improvements		-	-	-	
Runways/Taxiways		-	-	-	
Railways		-	-	-	
Buildings					
Office Buildings		-	-	-	
School Buildings		-	-	-	
Hospitals and Health Centers		-	-	-	
Other Structures		-	-	-	
<b>Sub-total (Capital Outlays)</b>	<b>-</b>	<b>-</b>	<b>-</b>	<b>-</b>	



**STATEMENT OF ALLOTMENTS, OBLIGATIONS AND BALANCES**


As of June 30, FY 2011  
(In Pesos)

Department: State Universities and Colleges  
Agency/OU : TARLAC STATE UNIVERSITY  
Fund : 101

P/A/P / ALLOTMENT CLASS / OBJECT OF EXPENDITURE (1)	Allotment Received (2)			Unobligated Balance of Allotment (5)=(2)-(4)	Remarks (5)
		This Report (3)	To Date (4)		
<b>Balance Forwarded</b>	-	-	-	-	
Leasehold Improvements					
Leasehold Improvements, Land		-	-	-	
Other Leasehold Improvements		-	-	-	
Office Equip. Furniture and Fixtures					
Office Equipment		-	-	-	
Furniture and Fixtures		-	-	-	
IT Equipment and Software		-	-	-	
Library Books		-	-	-	
Machineries and Equipment					
Machineries		-	-	-	
Communication Equipment		-	-	-	
Med., Den. & Lab. Equipment		-	-	-	
Sports Equipment		-	-	-	
Technical and Scientific Equipment		-	-	-	
Transportation Equipment		-	-	-	
Motor Vehicles		-	-	-	
Trains		-	-	-	
<b>Total (Capital Outlays)</b>	-	-	-	-	
II. Prior Year's Allotments					
(Continuing Appropriations)					
PERSONAL SERVICES (Total)		-	-	-	
B. MOOE (Total)		-	-	-	
C. CAPITAL OUTLAYS (Total)		-	-	-	
Sub- Total - Prior Year's Allotments		-	-	-	
<b>GRAND TOTAL</b>	<b>147,409,408.00</b>	<b>37,411,585.82</b>	<b>73,515,247.38</b>	<b>73,894,160.62</b>	

Certified Correct:

Submitted by:

  
**JESUS S. DANGANAN**  
Budget Officer IV

**PRISCILLA C. VIUYA, Ph.D.**  
President



## STATEMENT OF ALLOTMENTS, OBLIGATIONS AND BALANCES

As of September 30, FY 2011

(In Pesos)

Department: State Universities and Colleges

Agency/OU : TARLAC STATE UNIVERSITY

Fund : 101

P/A/P / ALLOTMENT CLASS / OBJECT OF EXPENDITURE (1)	Allotment Received (2)			Unobligated Balance of Allotment (5)=(2)-(4)	Remarks (5)
		This Report (3)	To Date (4)		
1. Current Year's Allotments					
<b>PERSONAL SERVICES (Total)</b>					
Salaries and Wages					
Salaries and Wages - Regular	99,988,000.00	26,607,445.71	71,946,389.84	28,041,610.16	
Salaries and Wages - Student Assistant		-	-	-	
Salaries and Wages - Part-time		-	-	-	
Salaries and Wages - Substitute		-	-	-	
Salaries and Wages - Casual		-	-	-	
Salaries and Wages - Contractual		-	-	-	
Salaries and Wages - Emergency		-	-	-	
Other Compensation					
Personnel Economic Relief Allow (PERA)	8,256,000.00	2,053,529.32	6,001,896.09	2,254,103.91	
Representation Allowance (RA)	190,000.00	66,900.00	220,700.00	(30,700.00)	
Transportation Allowance (TA)	190,000.00	66,900.00	220,700.00	(30,700.00)	
Clothing/Uniform Allowance	1,376,000.00	6,622.16	1,363,095.27	12,904.73	
Subsistence, Laundry and Quarter Allow.	49,000.00	9,975.00	28,975.00	20,025.00	
Productivity Incentive Allowance	688,000.00	-	649,000.00	39,000.00	
Overseas Allowance		-	-	-	
Other Bonuses and Allowances		-	-	-	
Honoraria	620,000.00	27,600.00	106,800.00	513,200.00	
Hazard Pay		-	-	-	
Longevity Pay		-	-	-	
Overtime and Night Pay		-	-	-	
Cash Gift	1,720,000.00	-	827,500.00	892,500.00	
Year End Bonus	7,687,000.00	-	3,683,797.50	4,003,202.50	
Personnel Benefits Contributions					
Life and Retirement Insurance Contr.	11,808,000.00	3,179,848.35	8,492,829.50	3,315,170.50	
PAG-IBIG Contributions	415,000.00	104,500.00	301,300.00	113,700.00	
PHILHEALTH Contributions	936,000.00	188,262.50	538,312.50	397,687.50	
ECC Contributions	416,000.00	104,438.71	299,421.43	116,578.57	
Other Personnel Benefits					
Pension Benefits - Civilian		-	-	-	
Pension Benefits - Military/Uniformed		-	-	-	
Retirement Benefits - Civilian		-	-	-	
Retirement Benefits - Military/Uniformed		-	-	-	
Terminal Leave Benefits	61,408.00	-	61,407.91	0.09	
Health Workers Benefits		-	-	-	
Other Personnel Benefits		-	972,000.00	(972,000.00)	
<b>Total</b>	<b>134,400,408.00</b>	<b>32,416,021.75</b>	<b>95,714,125.04</b>	<b>38,686,282.96</b>	



## STATEMENT OF ALLOTMENTS, OBLIGATIONS AND BALANCES

As of September 30, FY 2011

(In Pesos)

Department: State Universities and CollegesAgency/OU : TARLAC STATE UNIVERSITY

Fund : 101

P/A/P / ALLOTMENT CLASS / OBJECT OF EXPENDITURE (1)	Allotment Received (2)			Unobligated Balance of Allotment (5)=(2)-(4)	Remarks (5)
		This Report (3)	To Date (4)		
<b>B. MAINTENANCE AND OTHER OPERATING EXPENSES</b>					
Traveling Expenses					
Traveling Expenses Local	1,019,000.00	263,608.72	674,856.80	344,143.20	
Traveling Expenses Foreign	7,000.00	27,551.17	39,551.17	(32,551.17)	
Training and Scholarship Expenses					
Training Expenses	486,000.00	111,000.00	367,600.00	118,400.00	
Scholarship Expenses	1,779,000.00	766,033.00	1,416,411.00	362,589.00	
Supplies and Materials Expenses					
Office Supplies Expenses	663,000.00	213,045.75	451,987.82	211,012.18	
Accountable Forms Expenses	89,000.00	-	1,125.00	87,875.00	
Animal/Zoological Supplies Exp.		-	-	-	
Food Supplies Expenses		-	-	-	
Drugs and Medicines Expenses		-	-	-	
Med, Den. and Lab. Supp. Exp.		-	-	-	
Gasoline, Oil and Lubricants Exp.	496,000.00	140,383.90	696,448.38	(200,448.38)	
Agricultural Supplies Expenses		-	-	-	
Textbooks & Inst'l. Materials Expenses		-	-	-	
Military and Police Supplies Expenses		-	-	-	
Other Supplies Expenses	187,000.00	35,515.00	163,653.70	23,346.30	
Utility Expenses					
Water Expenses	491,000.00	266,480.00	750,427.20	(259,427.20)	
Electricity Expenses	7,041,000.00	3,196,582.42	7,739,470.48	(698,470.48)	
Cooking Gas Expenses	15,000.00	-	3,220.00	11,780.00	
Communication Expenses					
Postage and Deliveries		-	795.00	(795.00)	
Telephone Expenses - Landline	521,000.00	197,097.47	496,965.60	24,034.40	
Telephone Expenses - Mobile		-	-	-	
Internet Expenses		-	-	-	
Cable, Satellite, Telegraph, and Radio Exps.		-	-	-	
Membership Dues and Contr. to Org.	164,000.00	17,000.00	105,000.00	59,000.00	
Awards and Indemnities		-	-	-	
Advertising Expenses	17,000.00	4,000.00	13,200.00	3,800.00	
Printing and Binding Expenses	320,000.00	(15,000.00)	157,940.79	162,059.21	
Rent Expenses	9,000.00	-	-	9,000.00	
Representation Expenses	222,000.00	60,550.00	181,650.00	40,350.00	
Transportation and Delivery Expenses		-	-	-	
Storage Expenses		-	-	-	
Subscription Expenses	84,000.00	30,878.00	90,500.00	(6,500.00)	
Survey Expenses		-	-	-	
Rewards and Other Claims	1,000.00	-	-	1,000.00	
<b>Sub-total (MOOE)</b>	<b>13,611,000.00</b>	<b>5,314,725.43</b>	<b>13,350,802.94</b>	<b>260,197.06</b>	



## STATEMENT OF ALLOTMENTS, OBLIGATIONS AND BALANCES

As of September 30, FY 2011

(In Pesos)

Department: State Universities and CollegesAgency/OU : TARLAC STATE UNIVERSITY

Fund : 101

P/A/P / ALLOTMENT CLASS / OBJECT OF EXPENDITURE (1)	Allotment Received (2)			Unobligated Balance of Allotment (5)=(2)-(4)	Remarks (5)
		This Report (3)	To Date (4)		
<b>Forwarded Balance</b>	13,611,000.00	5,314,725.43	13,350,802.94	260,197.06	
Professional Services					
Legal Services		-	-	-	
Auditing Services	33,000.00	6,116.78	18,218.34	14,781.66	
Consultancy Services		-	-	-	
Environment/Sanitary Services		-	-	-	
General Services	1,434,000.00	-	-	1,434,000.00	
Janitorial Services	891,000.00	-	265,140.28	625,859.72	
Security Services	1,544,000.00	-	476,364.34	1,067,635.66	
Other Professional Services	905,000.00	-	166,213.96	738,786.04	
Repairs and Maintenance					
Land Improvements					
R & M - Land Improvements		-	-	-	
R & M - Runways/Taxiways		-	-	-	
R & M - Railways		-	-	-	
R & M -Electrifact., Pwer & Enrgy. Struct.		-	-	-	
Buildings					
R & M - Office Buildings		-	-	-	
R & M - School Buildings		-	-	-	
R & M - Hospitals and Health Centers		-	-	-	
R & M - Markets and Slaughterhouses		-	-	-	
R & M - Other Structures		-	-	-	
Leasehold Improvemets					
R & M - Leasehold Improvements, Land		-	-	-	
R & M - Leasehold Improvements, Bldg.		-	-	-	
R & M - Other Leasehold Improvements		-	-	-	
Office Equipment, Furniture and Fixtures					
R & M - Office Equipment		-	5,800.00	(5,800.00)	
R & M - Furniture and Fixtures		-	-	-	
R & M - IT Equipment & Software	37,000.00	4,718.00	32,468.00	4,532.00	
Machineries and Equipment					
R & M - Machineries		-	-	-	
R & M - Agricultural, Fishery & Forestry Equipt.		-	-	-	
R & M - Airport Equipment		-	-	-	
R & M - Communication Equipt.		-	-	-	
R & M - Construction & Heavy Equipt.		-	-	-	
R & M - Firefighting Equipt. & Accessories		-	-	-	
R & M - Hospital Equipment		-	-	-	
R & M - Medical, Dental & Lab. Equipt.		-	-	-	
R & M - Military & Police Equipt.		-	-	-	
R & M - Sports Equipment		-	-	-	
<b>Sub-total (MOOE)</b>	<b>18,455,000.00</b>	<b>5,325,560.21</b>	<b>14,315,007.86</b>	<b>4,139,992.14</b>	



**STATEMENT OF ALLOTMENTS, OBLIGATIONS AND BALANCES**

As of September 30, FY 2011

(In Pesos)

Department: State Universities and Colleges  
 Agency/OU : TARLAC STATE UNIVERSITY  
 Fund : 101

P/A/P / ALLOTMENT CLASS / OBJECT OF EXPENDITURE (1)	Allotment Received (2)			Unobligated Balance of Allotment (5)=(2)-(4)	Remarks (5)
		This Report (3)	To Date (4)		
<b>Balance Forwarded</b>	18,455,000.00	5,325,560.21	14,315,007.86	4,139,992.14	
R & M - Technical & Scientific Equipment		-	-	-	
R & M - Other Machineries & Equipt.		-	-	-	
Transportation Equipment					
R & M - Motor Vehicles	293,000.00	63,975.60	216,721.51	76,278.49	
R & M - Trains		-	-	-	
R & M - Aircraft & Aircraft Ground Equipt.		-	-	-	
R & M - Watercrafts		-	-	-	
R & M - Other Transportation Equipt.		-	-	-	
Other Property, Plant & Equipt.					
R & M - Other Property, Plant & Equipt.		-	-	-	
Public Infrastructures					
R & M - Roads, Highways & Bridges		-	-	-	
R & M - Parks, Plazas and Monuments		-	-	-	
R & M - Ports, Lighthouses and Harbors		-	-	-	
R & M - Artesian Wells, Rsvoirs, Pumping Stat. & C.		-	-	-	
R & M - Other Public Infrastrures		-	-	-	
Donations Expenses		-	-	-	
Confidential Expenses		-	-	-	
Extraordinary Expenses	50,000.00	12,500.00	37,500.02	12,499.98	
Miscellaneous Expenses	60,000.00	15,000.00	45,000.00	15,000.00	
Taxes, Duties and Licenses	166,000.00	26,180.00	123,968.74	42,031.26	
Fidelity Bond Premiums	44,000.00	7,500.00	30,731.25	13,268.75	
Insurance Expenses	77,000.00	37,143.84	44,673.51	32,326.49	
Other Maintenance & Operating Expenses	2,370,000.00	373,711.15	1,265,112.00	1,104,888.00	
<b>MAINTENANCE AND OTHER OPERATING EXP. (Total)</b>	<b>21,515,000.00</b>	<b>5,861,570.80</b>	<b>16,078,714.89</b>	<b>5,436,285.11</b>	
<b>C. CAPITAL OUTLAYS</b>					
Investments in Securities					
Investments in Treasury Bills		-	-	-	
Investments in Bonds		-	-	-	
Property, Plant and Equipment					
Land and Land Improvements					
Land		-	-	-	
Land Improvements		-	-	-	
Runways/Taxiways		-	-	-	
Railways		-	-	-	
Buildings					
Office Buildings		-	-	-	
School Buildings		-	-	-	
Hospitals and Health Centers		-	-	-	
Other Structures		-	-	-	
<b>Sub-total (Capital Outlays)</b>	<b>-</b>	<b>-</b>	<b>-</b>	<b>-</b>	



**STATEMENT OF ALLOTMENTS, OBLIGATIONS AND BALANCES**As of September 30, FY 2011


(In Pesos)

Department: State Universities and Colleges  
 Agency/OU: TARLAC STATE UNIVERSITY  
 Fund: 101

P/A/P / ALLOTMENT CLASS / OBJECT OF EXPENDITURE (1)	Allotment Received (2)			Unobligated Balance of Allotment (5)=(2)-(4)	Remarks (5)
		This Report (3)	To Date (4)		
<b>Balance Forwarded</b>	-	-	-	-	
Leasehold Improvements					
Leasehold Improvements, Land		-	-	-	
Other Leasehold Improvements		-	-	-	
Office Equip. Furniture and Fixtures					
Office Equipment		-	-	-	
Furniture and Fixtures		-	-	-	
IT Equipment and Software		-	-	-	
Library Books		-	-	-	
Machineries and Equipment					
Machineries		-	-	-	
Communication Equipment		-	-	-	
Med., Den. & Lab. Equipment		-	-	-	
Sports Equipment		-	-	-	
Technical and Scientific Equipment		-	-	-	
Transportation Equipment		-	-	-	
Motor Vehicles		-	-	-	
Trains		-	-	-	
<b>Total (Capital Outlays)</b>	-	-	-	-	
II. Prior Year's Allotments					
(Continuing Appropriations)					
PERSONAL SERVICES (Total)		-	-	-	
B. MOOE (Total)		-	-	-	
C. CAPITAL OUTLAYS (Total)		-	-	-	
Sub- Total - Prior Year's Allotments		-	-	-	
<b>GRAND TOTAL</b>	<b>155,915,408.00</b>	<b>38,277,592.55</b>	<b>111,792,839.93</b>	<b>44,122,568.07</b>	

Certified Correct:

Submitted by:

  
**JESUS S. DANGANAN**  
 Budget Officer IV

**PRISCILLA C. VIUYA, Ph.D.**  
 President



## STATEMENT OF ALLOTMENTS, OBLIGATIONS AND BALANCES

As of December 31, FY 2011

(In Pesos)

Department: State Universities and Colleges

Agency/OU: TARLAC STATE UNIVERSITY

Fund : 101

P/A/P / ALLOTMENT CLASS / OBJECT OF EXPENDITURE (1)	Allotment Received (2)			Unobligated Balance of Allotment (5)=(2)-(4)	Remarks (5)
		This Report (3)	To Date (4)		
1. Current Year's Allotments					
<b>PERSONAL SERVICES (Total)</b>					
Salaries and Wages					
Salaries and Wages - Regular	99,988,000.00	26,607,445.71	98,713,426.67	1,274,573.33	
Salaries and Wages - Student Assistant		-	-	-	
Salaries and Wages - Part-time		-	-	-	
Salaries and Wages - Substitute		-	-	-	
Salaries and Wages - Casual		-	-	-	
Salaries and Wages - Contractual		-	-	-	
Salaries and Wages - Emergency		-	-	-	
Other Compensation					
Personnel Economic Relief Allow (PERA)	8,256,000.00	2,053,529.32	8,014,429.41	241,570.59	
Representation Allowance (RA)	190,000.00	66,900.00	287,600.00	(97,600.00)	
Transportation Allowance (TA)	190,000.00	66,900.00	287,600.00	(97,600.00)	
Clothing/Uniform Allowance	1,376,000.00	6,622.16	1,368,367.25	7,632.75	
Subsistence, Laundry and Quarter Allow.	49,000.00	9,975.00	38,950.00	10,050.00	
Productivity Incentive Allowance	688,000.00	-	649,000.00	39,000.00	
Overseas Allowance		-	-	-	
Other Bonuses and Allowances		-	-	-	
Honoraria	620,000.00	27,600.00	343,545.49	276,454.51	
Hazard Pay		-	-	-	
Longevity Pay		-	230,000.00	(230,000.00)	
Overtime and Night Pay		-	-	-	
Cash Gift	1,720,000.00	-	1,700,000.00	20,000.00	
Year End Bonus	7,687,000.00	-	8,462,462.01	(775,462.01)	
Personnel Benefits Contributions					
Life and Retirement Insurance Contr.	11,808,000.00	3,179,848.35	11,519,976.80	288,023.20	
PAG-IBIG Contributions	415,000.00	104,500.00	401,800.00	13,200.00	
PHILHEALTH Contributions	936,000.00	188,262.50	718,625.00	217,375.00	
ECC Contributions	416,000.00	104,438.71	400,077.31	15,922.69	
Other Personnel Benefits					
Pension Benefits - Civilian		-	-	-	
Pension Benefits - Military/Uniformed		-	-	-	
Retirement Benefits - Civilian		-	-	-	
Retirement Benefits - Military/Uniformed		-	-	-	
Terminal Leave Benefits	216,981.00	-	216,980.29	0.71	
Health Workers Benefits		-	-	-	
Other Personnel Benefits	3,450,000.00	-	4,365,000.00	(915,000.00)	
<b>Total</b>	<b>138,005,981.00</b>	<b>32,416,021.75</b>	<b>137,717,840.23</b>	<b>288,140.77</b>	



## STATEMENT OF ALLOTMENTS, OBLIGATIONS AND BALANCES

As of December 31, FY 2011

(In Pesos)

Department: State Universities and Colleges  
 Agency/OU: TARLAC STATE UNIVERSITY  
 Fund: 101

P/A/P / ALLOTMENT CLASS / OBJECT OF EXPENDITURE (1)	Allotment Received (2)			Unobligated Balance of Allotment (5)=(2)-(4)	Remarks (5)
		This Report (3)	To Date (4)		
<b>B. MAINTENANCE AND OTHER OPERATING EXPENSES</b>					
Traveling Expenses					
Traveling Expenses Local	1,019,000.00	263,608.72	1,015,430.01	3,569.99	
Traveling Expenses Foreign	7,000.00	27,551.17	39,551.17	(32,551.17)	
Training and Scholarship Expenses					
Training Expenses	486,000.00	111,000.00	458,350.00	27,650.00	
Scholarship Expenses	1,879,000.00	766,033.00	2,065,344.30	(186,344.30)	
Supplies and Materials Expenses					
Office Supplies Expenses	663,000.00	213,045.75	459,046.82	203,953.18	
Accountable Forms Expenses	89,000.00	-	1,125.00	87,875.00	
Animal/Zoological Supplies Exp.		-	-	-	
Food Supplies Expenses		-	-	-	
Drugs and Medicines Expenses		-	-	-	
Med, Den. and Lab. Supp. Exp.		-	-	-	
Gasoline, Oil and Lubricants Exp.	496,000.00	140,383.90	710,398.38	(214,398.38)	
Agricultural Supplies Expenses		-	-	-	
Textbooks & Inst'l. Materials Expenses		-	-	-	
Military and Police Supplies Expenses		-	-	-	
Other Supplies Expenses	187,000.00	35,515.00	192,528.70	(5,528.70)	
Utility Expenses					
Water Expenses	491,000.00	266,480.00	1,014,425.20	(523,425.20)	
Electricity Expenses	7,041,000.00	3,196,582.42	10,548,159.73	(3,507,159.73)	
Cooking Gas Expenses	15,000.00	-	3,220.00	11,780.00	
Communication Expenses					
Postage and Deliveries		-	3,795.00	(3,795.00)	
Telephone Expenses - Landline	521,000.00	197,097.47	706,768.73	(185,768.73)	
Telephone Expenses - Mobile		-	-	-	
Internet Expenses		-	-	-	
Cable, Satellite, Telegraph, and Radio Exps.		-	-	-	
Membership Dues and Contr. to Org.	164,000.00	17,000.00	113,000.00	51,000.00	
Awards and Indemnities		-	-	-	
Advertising Expenses	17,000.00	4,000.00	23,200.00	(6,200.00)	
Printing and Binding Expenses	320,000.00	(15,000.00)	157,940.79	162,059.21	
Rent Expenses	9,000.00	-	-	9,000.00	
Representation Expenses	222,000.00	60,550.00	277,550.00	(55,550.00)	
Transportation and Delivery Expenses		-	-	-	
Storage Expenses		-	-	-	
Subscription Expenses	84,000.00	30,878.00	111,691.00	(27,691.00)	
Survey Expenses		-	-	-	
Rewards and Other Claims	1,000.00	-	-	1,000.00	
<b>Sub-total (MOOE)</b>	<b>13,711,000.00</b>	<b>5,314,725.43</b>	<b>17,901,524.83</b>	<b>(4,190,524.83)</b>	



## STATEMENT OF ALLOTMENTS, OBLIGATIONS AND BALANCES

As of December 31, FY 2011

(In Pesos)

Department: State Universities and Colleges  
 Agency/OU : TARLAC STATE UNIVERSITY  
 Fund : 101

P/A/P / ALLOTMENT CLASS / OBJECT OF EXPENDITURE (1)	Allotment Received (2)			Unobligated Balance of Allotment (5)=(2)-(4)	Remarks (5)
		This Report (3)	To Date (4)		
<b>Forwarded Balance</b>	13,711,000.00	5,314,725.43	17,901,524.83	(4,190,524.83)	
Professional Services					
Legal Services		-	-	-	
Auditing Services	33,000.00	6,116.78	22,266.86	10,733.14	
Consultancy Services		-	-	-	
Environment/Sanitary Services		-	-	-	
General Services	1,434,000.00	-	-	1,434,000.00	
Janitorial Services	891,000.00	-	265,140.28	625,859.72	
Security Services	1,544,000.00	-	476,364.34	1,067,635.66	
Other Professional Services	905,000.00	-	166,213.96	738,786.04	
Repairs and Maintenance					
Land Improvements					
R & M - Land Improvements		-	-	-	
R & M - Runways/Taxiways		-	-	-	
R & M - Railways		-	-	-	
R & M -Electrifact., Pwer & Enrgy. Struct.		-	-	-	
Buildings					
R & M - Office Buildings		-	-	-	
R & M - School Buildings		-	-	-	
R & M - Hospitals and Health Centers		-	-	-	
R & M - Markets and Slaughterhouses		-	-	-	
R & M - Other Structures		-	-	-	
Leasehold Improvemets					
R & M - Leasehold Improvements, Land		-	-	-	
R & M - Leasehold Improvements, Bldg.		-	-	-	
R & M - Other Leasehold Improvements		-	-	-	
Office Equipment, Furniture and Fixtures					
R & M - Office Equipment		-	5,800.00	(5,800.00)	
R & M - Furniture and Fixtures		-	-	-	
R & M - IT Equipment & Software	37,000.00	4,718.00	33,868.00	3,132.00	
Machinerics and Equipment					
R & M - Machinerics		-	-	-	
R & M - Agricultural, Fishery & Forestry Equipt.		-	-	-	
R & M - Airport Equipment		-	-	-	
R & M - Communication Equipt.		-	-	-	
R & M - Construction & Heavy Equipt.		-	-	-	
R & M - Firefighting Equipt. & Accessories		-	-	-	
R & M - Hospital Equipment		-	-	-	
R & M - Medical, Dental & Lab. Equipt.		-	-	-	
R & M - Military & Police Equipt.		-	-	-	
R & M - Sports Equipment		-	-	-	
<b>Sub-total (MOOE)</b>	<b>18,555,000.00</b>	<b>5,325,560.21</b>	<b>18,871,178.27</b>	<b>(316,178.27)</b>	



## STATEMENT OF ALLOTMENTS, OBLIGATIONS AND BALANCES

As of December 31, FY 2011

(In Pesos)

Department: State Universities and Colleges  
 Agency/OU : TARLAC STATE UNIVERSITY  
 Fund : 101

P/A/P / ALLOTMENT CLASS / OBJECT OF EXPENDITURE (1)	Allotment Received (2)			Unobligated Balance of Allotment (5)=(2)-(4)	Remarks (5)
		This Report (3)	To Date (4)		
<b>Balance Forwarded</b>	18,555,000.00	5,325,560.21	18,871,178.27	(316,178.27)	
R & M - Technical & Scientific Equipment		-	-	-	
R & M - Other Machineries & Equipt.		-	-	-	
Transportation Equipment					
R & M - Motor Vehicles	293,000.00	63,975.60	261,681.44	31,318.56	
R & M - Trains		-	-	-	
R & M - Aircraft & Aircraft Ground Equipt.		-	-	-	
R & M - Watercrafts		-	-	-	
R & M - Other Transportation Equipt.		-	-	-	
Other Property, Plant & Equipt.					
R & M - Other Property, Plant & Equipt.		-	-	-	
Public Infrastructures					
R & M - Roads, Highways & Bridges		-	-	-	
R & M - Parks, Plazas and Monuments		-	-	-	
R & M - Ports, Lighthouses and Harbors		-	-	-	
R & M - Artesian Wells, Rsvoirs, Pumping Stat. & C.		-	-	-	
R & M - Other Public Infrastures		-	-	-	
Donations Expenses		-	-	-	
Confidential Expenses		-	-	-	
Extraordinary Expenses	50,000.00	12,500.00	50,000.00	-	
Miscellaneous Expenses	60,000.00	15,000.00	60,000.00	-	
Taxes, Duties and Licenses	166,000.00	26,180.00	126,488.74	39,511.26	
Fidelity Bond Premiums	44,000.00	7,500.00	54,131.25	(10,131.25)	
Insurance Expenses	77,000.00	37,143.84	44,673.51	32,326.49	
Other Maintenance & Operating Expenses	2,370,000.00	373,711.15	2,046,797.00	323,203.00	
<b>MAINTENANCE AND OTHER OPERATING EXP. (Total)</b>	<b>21,615,000.00</b>	<b>5,861,570.80</b>	<b>21,514,950.21</b>	<b>100,049.79</b>	
<b>C. CAPITAL OUTLAYS</b>					
Investments in Securities					
Investments in Treasury Bills		-	-	-	
Investments in Bonds		-	-	-	
Property, Plant and Equipment		-	-	-	
Land and Land Improvements					
Land		-	-	-	
Land Improvements		-	-	-	
Runways/Taxiways		-	-	-	
Railways		-	-	-	
Buildings					
Office Buildings		-	-	-	
School Buildings		-	-	-	
Hospitals and Health Centers		-	-	-	
Other Structures		-	-	-	
<b>Sub-total (Capital Outlays)</b>	<b>-</b>	<b>-</b>	<b>-</b>	<b>-</b>	



## STATEMENT OF ALLOTMENTS, OBLIGATIONS AND BALANCES

As of December 31, FY 2011

(In Pesos)

Department: State Universities and Colleges  
 Agency/OU: TARLAC STATE UNIVERSITY  
 Fund : 101

P/A/P / ALLOTMENT CLASS / OBJECT OF EXPENDITURE (1)	Allotment Received (2)			Unobligated Balance of Allotment (5)=(2)-(4)	Remarks (5)
		This Report (3)	To Date (4)		
<b>Balance Forwarded</b>	-	-	-	-	
Leasehold Improvements					
Leasehold Improvements, Land		-	-	-	
Other Leasehold Improvements		-	-	-	
Office Equip. Furniture and Fixtures					
Office Equipment		-	-	-	
Furniture and Fixtures		-	-	-	
IT Equipment and Software		-	-	-	
Library Books		-	-	-	
Machineries and Equipment					
Machineries		-	-	-	
Communication Equipment		-	-	-	
Med., Den. & Lab. Equipment		-	-	-	
Sports Equipment		-	-	-	
Technical and Scientific Equipment		-	-	-	
Transportation Equipment		-	-	-	
Motor Vehicles		-	-	-	
Trains		-	-	-	
<b>Total (Capital Outlays)</b>	-	-	-	-	
II. Prior Year's Allotments					
(Continuing Appropriations)					
PERSONAL SERVICES (Total)		-	-	-	
B. MOOE (Total)		-	-	-	
C. CAPITAL OUTLAYS (Total)		-	-	-	
Sub- Total - Prior Year's Allotments		-	-	-	
<b>GRAND TOTAL</b>	<b>159,620,981.00</b>	<b>38,277,592.55</b>	<b>159,232,790.44</b>	<b>388,190.56</b>	

Certified Correct:

Submitted by:

  
**JESUS S. DANGANAN**  
 Budget Officer IV

  
**PRISCILLA C. VIUYA, Ph.D.**  
 President



## Statement of Allotments, Obligations and Balances

## TARLAC STATE UNIVERSITY

Agency Name

Period Covered: October - December, 2011

Fund 101

PARTICULARS/ SARO No.	ALLOTMENTS					OBLIGATIONS					BALANCES				
	PS	MOOE	CO	FE	TOTAL	PS	MOOE	CO	FE	TOTAL	PS	MOOE	CO	FE	TOTAL
<b>A. Current Year's Allotment</b>															
1. Regular Appropriation															
ABM-ROIII-11-0000779	103,864,000.00	20,327,000.00			124,191,000.00	121,802,340.78	20,326,950.21			142,129,290.99	(17,938,340.78)	49.79	-		(17,938,290.99)
					-					-					-
Total Regular Appropriation	<b>103,864,000.00</b>	<b>20,327,000.00</b>	<b>-</b>		<b>124,191,000.00</b>	<b>121,802,340.78</b>	<b>20,326,950.21</b>	<b>-</b>		<b>142,129,290.99</b>	<b>(17,938,340.78)</b>	<b>49.79</b>			<b>(17,938,290.99)</b>
<b>2. Special Purpose Funds</b>															
a. Priority Dev't. Assistance Fund															
SARO No. G-11-00512		50,000.00			50,000.00		50,000.00			50,000.00	-	-	-		-
SARO No. G-11-00413		250,000.00			250,000.00		250,000.00			250,000.00	-	-	-		-
SARO No. BMB-G-11-T000000959		138,000.00			138,000.00		138,000.00			138,000.00	-	-	-		-
SARO No. BMB-G-11-T000001282		150,000.00			150,000.00		150,000.00			150,000.00	-	-	-		-
SARO No. G-11-01024		500,000.00			500,000.00		500,000.00			500,000.00	-	-	-		-
SARO No. BMG-G-11-T000001752		100,000.00			100,000.00		100,000.00			100,000.00	-	-	-		-
SARO No. BMG-G-11-T000003496		100,000.00			100,000.00					-	-	100,000.00	-		100,000.00
Sub-Total	-	<b>1,288,000.00</b>	-		<b>1,288,000.00</b>	-	<b>1,188,000.00</b>	-		<b>1,188,000.00</b>	-	<b>100,000.00</b>	-		<b>100,000.00</b>
b. Miscellaneous Personnel Benefits Fund															
SARO-ROIII-11-0003393	11,512,000.00				11,512,000.00	785,542.36				785,542.36	10,726,457.64	-	-		10,726,457.64
SARO-ROIII-11-0019671	7,155,000.00				7,155,000.00					-	7,155,000.00	-	-		7,155,000.00
SARO-ROIII-11-0030157	3,450,000.00				3,450,000.00	3,393,000.00				3,393,000.00	57,000.00	-	-		57,000.00
Sub-Total	<b>22,117,000.00</b>	-	-		<b>22,117,000.00</b>	<b>4,178,542.36</b>	-	-		<b>4,178,542.36</b>	<b>17,938,457.64</b>	-	-		<b>17,938,457.64</b>
c. Pension Gratuity Fund															
SARO-ROIII-11-0001678	61,408.00				61,408.00	61,407.91				61,407.91	0.09	-	-		0.09
SARO ROIII-11-0027222	155,573.00				155,573.00	155,572.38				155,572.38	0.62	-	-		0.62
Sub-Total	<b>216,981.00</b>	-	-		<b>216,981.00</b>	<b>216,980.29</b>	-	-		<b>216,980.29</b>	<b>0.71</b>	-	-		<b>0.71</b>
Total Special Purpose Fund	<b>126,197,981.00</b>	<b>21,615,000.00</b>	-		<b>147,812,981.00</b>	<b>126,197,863.43</b>	<b>21,514,950.21</b>	-		<b>147,712,813.64</b>	<b>117.57</b>	<b>100,049.79</b>	-		<b>100,167.36</b>



## Statement of Allotments, Obligations and Balances


TARLAC STATE UNIVERSITY

Agency Name

Period Covered: October - December, 2011

PARTICULARS/ SARO No.	ALLOTMENTS					OBLIGATIONS					BALANCES				
	PS	MOOE	CO	FE	TOTAL	PS	MOOE	CO	FE	TOTAL	PS	MOOE	CO	FE	TOTAL
<b>3. Other Releases</b>															
a. Automatic Appropriations															
1. Retirement and Life Insurance Premiums															
ABM-ROIII-11-0000780	9,783,000.00				9,783,000.00	9,783,000.00				9,783,000.00	-	-	-	-	-
SARO-ROIII-11-0003400	1,274,000.00				1,274,000.00	1,159,191.49				1,159,191.49	114,808.51	-	-	-	114,808.51
SARO-ROIII-11-0019672	751,000.00				751,000.00	577,785.31				577,785.31	173,214.69	-	-	-	173,214.69
Sub-Total	<b>11,808,000.00</b>	-	-		<b>11,808,000.00</b>	<b>11,519,976.80</b>	-	-		<b>11,519,976.80</b>	<b>288,023.20</b>	-	-	-	<b>288,023.20</b>
2. Special Purpose Funds															
a. Calamity Fund															
Total Other Releases	-	-	-		-	-	-	-		-	-	-	-	-	-
Total Current Year's Allotments	<b>138,005,981.00</b>	<b>21,615,000.00</b>	-		<b>159,620,981.00</b>	<b>137,717,840.23</b>	<b>21,514,950.21</b>	-		<b>159,232,790.44</b>	<b>288,140.77</b>	<b>100,049.79</b>	-	-	<b>388,190.56</b>
B. Prior Year's Allotment															
Alloted Continuing Appropriations)															
1. Regular Appropriation															
Total Regular Appropriation	-	-	-		-	-	-	-		-	-	-	-	-	-
Total Prior Year's Allotments	-	-	-		-	-	-	-		-	-	-	-	-	-
<b>Grand Total</b>	<b>138,005,981.00</b>	<b>21,615,000.00</b>	-		<b>159,620,981.00</b>	<b>137,717,840.23</b>	<b>21,514,950.21</b>	-		<b>159,232,790.44</b>	<b>288,140.77</b>	<b>100,049.79</b>	-	-	<b>388,190.56</b>

Certified Correct:

  
**JESUS S. DANGANAN**  
 Budget Officer