

STATEMENT OF ALLOTMENTS, OBLIGATIONS AND BALANCES

As of March 31, FY 2012
(In Pesos)

Department: State Universities and Colleges
Agency/OU : TARLAC STATE UNIVERSITY
Fund : 101

P/A/P / ALLOTMENT CLASS / OBJECT OF EXPENDITURE (1)	Allotment Received (2)	OBLIGATIONS INCURRED		Unobligated Balance of Allotment (5)=(2)-(4)	Remarks (5)
		This Report (3)	To Date (4)		
1. Current Year's Allotments					
PERSONAL SERVICES (Total)					
Salaries and Wages					
Salaries and Wages - Regular	89,410,000.00	25,093,106.31	25,093,106.31	64,316,893.69	
Salaries and Wages - Student Assistant		-	-	-	
Salaries and Wages - Part-time		-	-	-	
Salaries and Wages - Substitute	514,000.00	-	-	514,000.00	
Salaries and Wages - Casual		-	-	-	
Salaries and Wages - Contractual		-	-	-	
Salaries and Wages - Emergency		-	-	-	
- Other Compensation					
Personnel Economic Relief Allow (PERA)	8,292,000.00	2,035,798.66	2,035,798.66	6,256,201.34	
Representation Allowance (RA)	190,000.00	66,900.00	66,900.00	123,100.00	
Transportation Allowance (TA)	190,000.00	66,900.00	66,900.00	123,100.00	
Clothing/Uniform Allowance	1,384,000.00	1,702,500.00	1,702,500.00	(318,500.00)	
Subsistence, Laundry and Quarter Allow.	57,000.00	9,975.00	9,975.00	47,025.00	
Productivity Incentive Allowance	692,000.00	604,333.00	604,333.00	87,667.00	
Overseas Allowance		-	-	-	
Other Bonuses and Allowances		-	-	-	
Honoraria	620,000.00	1,800.00	1,800.00	618,200.00	
Hazard Pay		-	-	-	
Longevity Pay		-	-	-	
Overtime and Night Pay		-	-	-	
Cash Gift	1,740,000.00	-	-	1,740,000.00	
Year End Bonus	7,422,000.00	-	-	7,422,000.00	
Personnel Benefits Contributions					
Life and Retirement Insurance Contr.	10,704,000.00	3,026,349.18	3,026,349.18	7,677,650.82	
PAG-IBIG Contributions	417,000.00	101,900.00	101,900.00	315,100.00	
PHILHEALTH Contributions	887,000.00	182,587.50	182,587.50	704,412.50	
ECC Contributions	413,000.00	101,863.55	101,863.55	311,136.45	
Other Personnel Benefits					
Pension Benefits - Civilian		-	-	-	
Pension Benefits - Military/Uniformed		-	-	-	
Retirement Benefits - Civilian		-	-	-	
Retirement Benefits - Military/Uniformed		-	-	-	
Terminal Leave Benefits		-	-	-	
Health Workers Benefits		-	-	-	
Other Personnel Benefits		-	-	-	
Total	122,932,000.00	32,994,013.20	32,994,013.20	89,937,986.80	

STATEMENT OF ALLOTMENTS, OBLIGATIONS AND BALANCES

As of March 31, FY 2012

(In Pesos)

Department: State Universities and Colleges
 Agency/OU : TARLAC STATE UNIVERSITY
 Fund : 101

P/A/P / ALLOTMENT CLASS / OBJECT OF EXPENDITURE (1)	Allotment Received (2)	OBLIGATIONS INCURRED		Unobligated Balance of Allotment (5)=(2)-(4)	Remarks (5)
		This Report (3)	To Date (4)		
B. MAINTENANCE AND OTHER OPERATING EXPENSES					
Traveling Expenses					
Traveling Expenses Local	1,009,000.00	170,553.76	170,553.76	838,446.24	
Traveling Expenses Foreign	7,000.00	-	-	7,000.00	
Training and Scholarship Expenses					
Training Expenses	1,064,000.00	82,550.00	82,550.00	981,450.00	
Scholarship Expenses	6,020,000.00	318,176.00	318,176.00	5,701,824.00	
Supplies and Materials Expenses					
Office Supplies Expenses	639,000.00	-	-	639,000.00	
Accountable Forms Expenses	35,000.00	5,750.00	5,750.00	29,250.00	
Animal/Zoological Supplies Exp.		-	-	-	
Food Supplies Expenses		-	-	-	
Drugs and Medicines Expenses		-	-	-	
Med, Den. and Lab. Supp. Exp.		-	-	-	
Gasoline, Oil and Lubricants Exp.	496,000.00	132,346.83	132,346.83	363,653.17	
Agricultural Supplies Expenses		-	-	-	
Textbooks & Inst'l. Materials Expenses		-	-	-	
Military and Police Supplies Expenses		-	-	-	
Other Supplies Expenses	1,784,000.00	40,798.75	40,798.75	1,743,201.25	
Utility Expenses					
Water Expenses	491,000.00	319,434.00	319,434.00	171,566.00	
Electricity Expenses	7,041,000.00	2,569,305.01	2,569,305.01	4,471,694.99	
Cooking Gas Expenses		-	-	-	
Communication Expenses					
Postage and Deliveries		-	-	-	
Telephone Expenses - Landline	529,000.00	200,616.90	200,616.90	328,383.10	
Telephone Expenses - Mobile		-	-	-	
Internet Expenses		-	-	-	
Cable, Satellite, Telegraph, and Radio Exps.		-	-	-	
Membership Dues and Contr. to Org.	124,000.00	102,000.00	102,000.00	22,000.00	
Awards and Indemnities		-	-	-	
Advertising Expenses	17,000.00	5,000.00	5,000.00	12,000.00	
Printing and Binding Expenses	271,000.00	-	-	271,000.00	
Rent Expenses	9,000.00	-	-	9,000.00	
Representation Expenses	222,000.00	146,100.00	146,100.00	75,900.00	
Transportation and Delivery Expenses		-	-	-	
Storage Expenses		-	-	-	
Subscription Expenses	84,000.00	32,403.00	32,403.00	51,597.00	
Survey Expenses		-	-	-	
Rewards and Other Claims		-	-	-	
Sub-total (MOOE)	19,842,000.00	4,125,034.25	4,125,034.25	15,716,965.75	

STATEMENT OF ALLOTMENTS, OBLIGATIONS AND BALANCES

As of March 31, FY 2012

(In Pesos)

Department: State Universities and CollegesAgency/OU: TARLAC STATE UNIVERSITY

Fund: 101

P/A/P / ALLOTMENT CLASS / OBJECT OF EXPENDITURE (1)	Allotment Received (2)	OBLIGATIONS INCURRED		Unobligated Balance of Allotment (5)=(2)-(4)	Remarks (5)
		This Report (3)	To Date (4)		
Forwarded Balance	19,842,000.00	4,125,034.25	4,125,034.25	15,716,965.75	
Professional Services					
Legal Services		-	-	-	
Auditing Services	27,000.00	6,050.78	6,050.78	20,949.22	
Consultancy Services		-	-	-	
Environment/Sanitary Services		-	-	-	
General Services	1,434,000.00	-	-	1,434,000.00	
Janitorial Services	891,000.00	-	-	891,000.00	
Security Services	1,544,000.00	-	-	1,544,000.00	
Other Professional Services	905,000.00	-	-	905,000.00	
Repairs and Maintenance					
Land Improvements					
R & M - Land Improvements		-	-	-	
R & M - Runways/Taxiways		-	-	-	
R & M - Railways		-	-	-	
R & M -Electrict., Pwer & Enrgy. Struct.		-	-	-	
Buildings					
R & M - Office Buildings		-	-	-	
R & M - School Buildings		-	-	-	
R & M - Hospitals and Health Centers		-	-	-	
R & M - Markets and Slaughterhouses		-	-	-	
R & M - Other Structures		-	-	-	
Leasehold Improvemets					
R & M - Leasehold Improvements, Land		-	-	-	
R & M - Leasehold Improvements, Bldg.		-	-	-	
R & M - Other Leasehold Improvements		-	-	-	
Office Equipment, Furniture and Fixtures					
R & M - Office Equipment		-	-	-	
R & M - Furniture and Fixtures		-	-	-	
R & M - IT Equipment & Software		-	-	-	
Machineries and Equipment					
R & M - Machineries		-	-	-	
R & M - Agricultural, Fishery & Forestry Equip.		-	-	-	
R & M - Airport Equipment		-	-	-	
R & M - Communication Equipt.		-	-	-	
R & M - Construction & Heavy Equipt.		-	-	-	
R & M - Firefighting Equipt. & Accessories		-	-	-	
R & M - Hospital Equipment		-	-	-	
R & M - Medical, Dental & Lab. Equipt.		-	-	-	
R & M - Military & Police Equipt.		-	-	-	
R & M - Sports Equipment		-	-	-	
Sub-total (MOOE)	24,643,000.00	4,131,085.03	4,131,085.03	20,511,914.97	

STATEMENT OF ALLOTMENTS, OBLIGATIONS AND BALANCES

As of March 31, FY 2012

(In Pesos)

Department: State Universities and Colleges
 Agency/OU : TARLAC STATE UNIVERSITY
 Fund : 101

P/A/P / ALLOTMENT CLASS / OBJECT OF EXPENDITURE (1)	Allotment Received (2)			Unobligated Balance of Allotment (5)=(2)-(4)	Remarks (5)
		This Report (3)	To Date (4)		
Balance Forwarded	24,643,000.00	4,131,085.03	4,131,085.03	20,511,914.97	
R & M - Technical & Scientific Equipment		-	-	-	
R & M - Other Machineries & Equipt.		-	-	-	
Transportation Equipment					
R & M - Motor Vehicles	210,000.00	88,957.88	88,957.88	121,042.12	
R & M - Trains		-	-	-	
R & M - Aircraft & Aircraft Ground Equipt.		-	-	-	
R & M - Watercrafts		-	-	-	
R & M - Other Transportation Equipt.		-	-	-	
Other Property, Plant & Equipt.					
R & M - Other Property, Plant & Equipt.		-	-	-	
Public Infrastructures					
R & M - Roads, Highways & Bridges		-	-	-	
R & M - Parks, Plazas and Monuments		-	-	-	
R & M - Ports, Lighthouses and Harbors		-	-	-	
R & M - Artesian Wells, Rsvoirs, Pumping Stat. & C.		-	-	-	
R & M - Other Public Infrastrures		-	-	-	
Donations Expenses		-	-	-	
Confidential Expenses		-	-	-	
Extraordinary Expenses	50,000.00	12,499.98	12,499.98	37,500.02	
Miscellaneous Expenses	60,000.00	15,000.00	15,000.00	45,000.00	
Taxes, Duties and Licenses	134,000.00	2,411.56	2,411.56	131,588.44	
Fidelity Bond Premiums	44,000.00	16,068.75	16,068.75	27,931.25	
Insurance Expenses	77,000.00	7,129.89	7,129.89	69,870.11	
Other Maintenance & Operating Expenses		352,427.75	352,427.75	(352,427.75)	
MAINTENANCE AND OTHER OPERATING EXP. (Total)	25,218,000.00	4,625,580.84	4,625,580.84	20,592,419.16	
C. CAPITAL OUTLAYS					
Investments in Securities					
Investments in Treasury Bills		-	-	-	
Investments in Bonds		-	-	-	
Property, Plant and Equipment and Land Improvements					
Land		-	-	-	
Land Improvements		-	-	-	
Runways/Taxiways		-	-	-	
Railways		-	-	-	
Buildings					
Office Buildings		-	-	-	
School Buildings		-	-	-	
Hospitals and Health Centers		-	-	-	
Other Structures		-	-	-	
Sub-total (Capital Outlays)		-	-	-	

STATEMENT OF ALLOTMENTS, OBLIGATIONS AND BALANCES


As of March 31, FY 2012
(In Pesos)

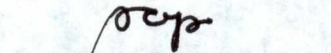
Department: State Universities and Colleges
Agency/OU: TARLAC STATE UNIVERSITY
Fund: 101

P/A/P / ALLOTMENT CLASS / OBJECT OF EXPENDITURE (1)	Allotment Received (2)			Unobligated Balance of Allotment (5)=(2)-(4)	Remarks (5)
		This Report (3)	To Date (4)		
Balance Forwarded	-	-	-	-	
Leasehold Improvements					
Leasehold Improvements, Land		-	-	-	
Other Leasehold Improvements		-	-	-	
Office Equipmt. Furniture and Fixtures					
Office Equipment		-	-	-	
Furniture and Fixtures		-	-	-	
IT Equipment and Software		-	-	-	
Library Books		-	-	-	
Machineries and Equipment					
Machineries		-	-	-	
Communication Equipment		-	-	-	
Med., Den. & Lab. Equipment		-	-	-	
Sports Equipment		-	-	-	
Technical and Scientific Equipment		-	-	-	
Transportation Equipment		-	-	-	
Motor Vehicles		-	-	-	
Trains		-	-	-	
Total (Capital Outlays)	-	-	-	-	
II. Prior Year's Allotments (Continuing Appropriations)					
A. PERSONAL SERVICES (Total)		-	-	-	
B. MOOE (Total)	450,000.00	-	-	450,000.00	
C. CAPITAL OUTLAYS (Total)		-	-	-	
Sub- Total - Prior Year's Allotments	450,000.00	-	-	450,000.00	
GRAND TOTAL	148,600,000.00	37,619,594.04	37,619,594.04	110,980,405.96	

Certified Correct:

Submitted by:


JESUS S. DANGANAN
Budget Officer IV


PRISCILLA C. VIUYA, Ph.D.
President

STATEMENT OF ALLOTMENTS, OBLIGATIONS AND BALANCES

As of June 30, FY 2012

(In Pesos)

Department: State Universities and Colleges

Agency/OU: TARLAC STATE UNIVERSITY

Fund: 101

P/A/P / ALLOTMENT CLASS / OBJECT OF EXPENDITURE (1)	Allotment Received (2)			Unobligated Balance of Allotment (5)=(2)-(4)	Remarks (5)
		This Report (3)	To Date (4)		
1. Current Year's Allotments					
A. PERSONAL SERVICES (Total)					
Salaries and Wages					
Salaries and Wages - Regular	101,075,000.00	25,831,447.66	50,924,553.97	50,150,446.03	
Salaries and Wages - Student Assistant		-	-	-	
Salaries and Wages - Part-time		-	-	-	
Salaries and Wages - Substitute	514,000.00	-	-	514,000.00	
Other Compensation					
Personnel Economic Relief Allow (PERA)	8,292,000.00	2,030,641.00	4,066,439.66	4,225,560.34	
Representation Allowance (RA)	190,000.00	66,900.00	133,800.00	56,200.00	
Transportation Allowance (TA)	190,000.00	66,900.00	133,800.00	56,200.00	
Clothing/Uniform Allowance	1,384,000.00	7,666.66	1,710,166.66	(326,166.66)	
Subsistence, Laundry and Quarter Allow.	57,000.00	9,975.00	19,950.00	37,050.00	
Productivity Incentive Allowance	692,000.00	54,236.56	658,569.56	33,430.44	
Other Bonuses and Allowances		-	-	-	
Honoraria	620,000.00	-	1,800.00	618,200.00	
Hazard Pay		-	-	-	
Longevity Pay		-	-	-	
Overtime and Night Pay		-	-	-	
Cash Gift	1,740,000.00	843,750.00	843,750.00	896,250.00	
Year End Bonus	7,422,000.00	4,131,767.50	4,131,767.50	3,290,232.50	
Personnel Benefits Contributions					
Life and Retirement Insurance Contr.	11,992,000.00	2,981,158.09	6,007,507.27	5,984,492.73	
PAG-IBIG Contributions	417,000.00	101,500.00	203,400.00	213,600.00	
PHILHEALTH Contributions	887,000.00	179,156.25	361,743.75	525,256.25	
ECC Contributions	413,000.00	101,477.53	203,341.08	209,658.92	
Other Personnel Benefits					
Pension Benefits - Civilian		-	-	-	
Retirement Benefits - Civilian	2,624,306.00	2,624,305.14	2,624,305.14	0.86	
Terminal Leave Benefits	209,778.00	209,777.22	209,777.22	0.78	
Health Workers Benefits		-	-	-	
Other Personnel Benefits		-	-	-	
Total (Personal Services)	138,719,084.00	39,240,658.61	72,234,671.81	66,484,412.19	
B. MAINTENANCE AND OTHER OPERATING EXPENSES					
Traveling Expenses					
Traveling Expenses Local	1,009,000.00	305,250.58	475,804.34	533,195.66	
Traveling Expenses Foreign	7,000.00	-	-	7,000.00	
Training and Scholarship Expenses					
Training Expenses	1,064,000.00	146,000.00	228,550.00	835,450.00	
Scholarship Expenses	6,120,000.00	226,638.83	544,814.83	5,575,185.17	
Sub-total	8,200,000.00	677,889.41	1,249,169.17	6,950,830.83	

STATEMENT OF ALLOTMENTS, OBLIGATIONS AND BALANCES

As of June 30, FY 2012

(In Pesos)

Department: State Universities and Colleges
 Agency/OU : TARLAC STATE UNIVERSITY
 Fund : 101

P/A/P / ALLOTMENT CLASS / OBJECT OF EXPENDITURE (1)	Allotment Received (2)			Unobligated Balance of Allotment (5)=(2)-(4)	Remarks (5)
		This Report (3)	To Date (4)		
Forwarded Balance	8,200,000.00	677,889.41	1,249,169.17	6,950,830.83	
Supplies and Materials Expenses					
Office Supplies Expenses	639,000.00	140,310.00	140,310.00	498,690.00	
Accountable Forms Expenses	35,000.00	-	5,750.00	29,250.00	
Food Supplies Expenses		-	-	-	
Med, Den. and Lab. Supp. Exp.		-	-	-	
Gasoline, Oil and Lubricants Exp.	496,000.00	210,303.57	342,650.40	153,349.60	
Textbooks & Inst'l. Materials Expenses		-	-	-	
Other Supplies Expenses	1,784,000.00	28,875.00	69,673.75	1,714,326.25	
Utility Expenses					
Water Expenses	491,000.00	212,396.00	531,830.00	(40,830.00)	
Electricity Expenses	7,041,000.00	2,296,186.05	4,865,491.06	2,175,508.94	
Cooking Gas Expenses		-	-	-	
Communication Expenses					
Postage and Deliveries		-	-	-	
Telephone Expenses - Landline	529,000.00	88,143.24	288,760.14	240,239.86	
Telephone Expenses - Mobile		126,457.30	126,457.30	(126,457.30)	
Internet Expenses		-	-	-	
Cable, Satellite, Telegraph, and Radio Exps.		-	-	-	
Membership Dues and Contr. to Org.	124,000.00	1,000.00	103,000.00	21,000.00	
Awards and Indemnities		-	-	-	
Advertising Expenses	17,000.00	-	5,000.00	12,000.00	
Printing and Binding Expenses	271,000.00	60,925.94	60,925.94	210,074.06	
Rent Expenses	9,000.00	-	-	9,000.00	
Representation Expenses	222,000.00	251,600.00	397,700.00	(175,700.00)	
Transportation and Delivery Expenses		-	-	-	
Subscription Expenses	84,000.00	32,565.00	64,968.00	19,032.00	
Survey Expenses		-	-	-	
Rewards and Other Claims		-	-	-	
Professional Services					
Legal Services		-	-	-	
Auditing Services	27,000.00	11,166.78	17,217.56	9,782.44	
Consultancy Services		-	-	-	
Environment/Sanitary Services		-	-	-	
General Services	1,434,000.00	-	-	1,434,000.00	
Janitorial Services	891,000.00	-	-	891,000.00	
Security Services	1,544,000.00	-	-	1,544,000.00	
Other Professional Services	905,000.00	-	-	905,000.00	
Repairs and Maintenance					
Land Improvements					
R & M - Land Improvements		-	-	-	
R & M - Technical & Scientific Equipment		-	-	-	
R & M - Other Machineries & Equip.		-	-	-	
Sub-total	24,743,000.00	4,137,818.29	8,268,903.32	16,474,096.68	

STATEMENT OF ALLOTMENTS, OBLIGATIONS AND BALANCES

As of June 30, FY 2012
(In Pesos)

Department: State Universities and Colleges
Agency/OU : TARLAC STATE UNIVERSITY
Fund : 101

P/A/P / ALLOTMENT CLASS / OBJECT OF EXPENDITURE (1)	Allotment Received (2)			Unobligated Balance of Allotment (5)=(2)-(4)	Remarks (5)
		This Report (3)	To Date (4)		
Balance Forwarded	24,743,000.00	4,137,818.29	8,268,903.32	16,474,096.68	
Transportation Equipment					
R & M - Motor Vehicles	210,000.00	42,653.88	131,611.76	78,388.24	
R & M - Other Transportation Equip.		-	-	-	
Other Property, Plant & Equip.					
R & M - Other Property, Plant & Equip.		-	-	-	
Public Infrastructures					
R & M - Artesian Wells, Rsvoirs, Pumping Stat. & C.		-	-	-	
R & M - Other Public Infrastructures		-	-	-	
Donations Expenses		-	-	-	
Confidential Expenses		-	-	-	
Extraordinary Expenses	50,000.00	12,499.98	24,999.96	25,000.04	
Miscellaneous Expenses	60,000.00	15,000.00	30,000.00	30,000.00	
Taxes, Duties and Licenses	134,000.00	13,630.00	16,041.56	117,958.44	
Fidelity Bond Premiums	44,000.00	4,143.75	20,212.50	23,787.50	
Insurance Expenses	77,000.00	-	7,129.89	69,870.11	
Other Maintenance & Operating Expenses		409,779.80	762,207.55	(762,207.55)	
M NTENANCE AND OTHER OPERATING EXP. (Total)	25,318,000.00	4,635,525.70	9,261,106.54	16,056,893.46	
C. CAPITAL OUTLAYS					
Property, Plant and Equipment		-	-	-	
Land and Land Improvements					
Land		-	-	-	
Land Improvements		-	-	-	
Buildings					
Office Buildings		-	-	-	
School Buildings		-	-	-	
Other Structures		-	-	-	
Office Equipmt. Furniture and Fixtures					
Office Equipment		-	-	-	
Furniture and Fixtures		-	-	-	
IT Equipment and Software		-	-	-	
Library Books		-	-	-	
Machineries and Equipment					
Machineries		-	-	-	
Communication Equipment		-	-	-	
Med., Den. & Lab. Equipment		-	-	-	
Sports Equipment		-	-	-	
Technical and Scientific Equipment		-	-	-	
Transportation Equipment					
Motor Vehicles		-	-	-	
Trains		-	-	-	
T otal (Capital Outlays)	-	-	-	-	

STATEMENT OF ALLOTMENTS, OBLIGATIONS AND BALANCES

As of June 30, FY 2012
(In Pesos)


Department: State Universities and Colleges
Agency/OU : TARLAC STATE UNIVERSITY
Fund : 101

P/A/P / ALLOTMENT CLASS / OBJECT OF EXPENDITURE (1)	Allotment Received (2)			Unobligated Balance of Allotment (5)=(2)-(4)	Remarks (5)
		This Report (3)	To Date (4)		
II. Prior Year's Allotments (Continuing Appropriations)					
A. PERSONAL SERVICES (Total)		-	-	-	
B. MOOE (Total)	450,000.00	-	-	450,000.00	
C. CAPITAL OUTLAYS (Total)		-	-	-	
Total - Prior Year's Allotments	450,000.00	-	-	450,000.00	
GRAND TOTAL	164,487,084.00	43,876,184.31	81,495,778.35	82,991,305.65	

Certified Correct:


JESUS S. DANGANAN
Budget Officer IV

Submitted by:


PRISCILLA C. VIUYA, Ph.D.
President

STATEMENT OF ALLOTMENTS, OBLIGATIONS AND BALANCES

As of September 30, FY 2012

(In Pesos)

Department: State Universities and CollegesAgency/OU : TARLAC STATE UNIVERSITY

Fund : 101

P/A/P / ALLOTMENT CLASS / OBJECT OF EXPENDITURE (1)	Allotment Received (2)			Unobligated Balance of Allotment (5)=(2)-(4)	Remarks (5)
		This Report (3)	To Date (4)		
1 - Current Year's Allotments					
A. PERSONAL SERVICES (Total)					
Salaries and Wages					
Salaries and Wages - Regular	101,075,000.00	27,761,083.02	78,685,636.99	22,389,363.01	
Salaries and Wages - Student Assistant		-	-	-	
Salaries and Wages - Part-time		-	-	-	
Salaries and Wages - Substitute	514,000.00	-	-	514,000.00	
Other Compensation					
Personnel Economic Relief Allow (PERA)	8,292,000.00	2,059,913.94	6,126,353.60	2,165,646.40	
Representation Allowance (RA)	190,000.00	69,400.00	203,200.00	(13,200.00)	
Transportation Allowance (TA)	190,000.00	69,400.00	203,200.00	(13,200.00)	
Clothing/Uniform Allowance	1,732,000.00	10,000.00	1,720,166.66	11,833.34	
Subsistence, Laundry and Quarter Allow.	57,000.00	9,975.00	29,925.00	27,075.00	
Productivity Incentive Allowance	692,000.00	-	658,569.56	33,430.44	
Other Bonuses and Allowances		-	-	-	
Honoraria	620,000.00	-	1,800.00	618,200.00	
Hazard Pay		-	-	-	
Longevity Pay		-	-	-	
Overtime and Night Pay		-	-	-	
Cash Gift	1,740,000.00	-	843,750.00	896,250.00	
Year End Bonus	7,422,000.00	-	4,131,767.50	3,290,232.50	
Personnel Benefits Contributions					
Life and Retirement Insurance Contr.	11,992,000.00	3,454,891.57	9,462,398.84	2,529,601.16	
PAG-IBIG Contributions	417,000.00	103,000.00	306,400.00	110,600.00	
PHILHEALTH Contributions	887,000.00	270,437.50	632,181.25	254,818.75	
ECC Contributions	413,000.00	103,655.10	306,996.18	106,003.82	
Other Personnel Benefits					
Pension Benefits - Civilian		-	-	-	
Retirement Benefits - Civilian	7,287,480.00	4,663,173.13	7,287,478.27	1.73	
Terminal Leave Benefits	1,255,629.00	1,045,850.07	1,255,627.29	1.71	
Health Workers Benefits		-	-	-	
Other Personnel Benefits		-	-	-	
Total (Personal Services)	144,776,109.00	39,620,779.33	111,855,451.14	32,920,657.86	
B. MAINTENANCE AND OTHER OPERATING EXPENSES					
Traveling Expenses					
Traveling Expenses Local	1,009,000.00	237,896.15	713,700.49	295,299.51	
Traveling Expenses Foreign	7,000.00	-	-	7,000.00	
Training and Scholarship Expenses					
Training Expenses	1,064,000.00	119,750.00	348,300.00	715,700.00	
Scholarship Expenses	6,500,000.00	6,639,068.20	7,183,883.03	(683,883.03)	
Sub-total	8,580,000.00	6,996,714.35	8,245,883.52	334,116.48	

STATEMENT OF ALLOTMENTS, OBLIGATIONS AND BALANCES

As of September 30, FY 2012

(In Pesos)

Department: State Universities and Colleges
 Agency/OU : TARLAC STATE UNIVERSITY
 Fund : 101

P/A/P / ALLOTMENT CLASS / OBJECT OF EXPENDITURE (1)	Allotment Received (2)			Unobligated Balance of Allotment (5)=(2)-(4)	Remarks (5)
		This Report (3)	To Date (4)		
Forwarded Balance	8,580,000.00	6,996,714.35	8,245,883.52	334,116.48	
Supplies and Materials Expenses					
Office Supplies Expenses	639,000.00	20,845.15	161,155.15	477,844.85	
Accountable Forms Expenses	35,000.00	-	5,750.00	29,250.00	
Food Supplies Expenses		-	-	-	
Med, Den. and Lab. Supp. Exp.		-	-	-	
Gasoline, Oil and Lubricants Exp.	496,000.00	275,371.60	618,022.00	(122,022.00)	
Textbooks & Inst'l. Materials Expenses		-	-	-	
Other Supplies Expenses	1,784,000.00	20,750.00	90,423.75	1,693,576.25	
Utility Expenses					
Water Expenses	491,000.00	302,890.00	834,720.00	(343,720.00)	
Electricity Expenses	7,041,000.00	2,749,151.59	7,614,642.65	(573,642.65)	
Cooking Gas Expenses		-	-	-	
Communication Expenses					
Postage and Deliveries		5,175.00	5,175.00	(5,175.00)	
Telephone Expenses - Landline	529,000.00	205,708.22	620,925.66	(91,925.66)	
Telephone Expenses - Mobile		-	-	-	
Internet Expenses		-	-	-	
Cable, Satellite, Telegraph, and Radio Exps.		-	-	-	
Membership Dues and Contr. to Org.	124,000.00	3,200.00	106,200.00	17,800.00	
Awards and Indemnities		-	-	-	
Advertising Expenses	17,000.00	33,000.00	38,000.00	(21,000.00)	
Printing and Binding Expenses	271,000.00	96,995.93	157,921.87	113,078.13	
Rent Expenses	9,000.00	7,681.00	7,681.00	1,319.00	
Representation Expenses	222,000.00	155,384.12	553,084.12	(331,084.12)	
Transportation and Delivery Expenses		-	-	-	
Subscription Expenses	84,000.00	24,607.00	89,575.00	(5,575.00)	
Survey Expenses		-	-	-	
Rewards and Other Claims		-	-	-	
Professional Services					
Legal Services		-	-	-	
Auditing Services	27,000.00	4,048.52	21,266.08	5,733.92	
Consultancy Services		-	-	-	
Environment/Sanitary Services		-	-	-	
General Services	1,434,000.00	-	-	1,434,000.00	
Janitorial Services	891,000.00	-	-	891,000.00	
Security Services	1,544,000.00	-	-	1,544,000.00	
Other Professional Services	905,000.00	-	-	905,000.00	
Repairs and Maintenance					
Land Improvements					
R & M - Land Improvements		-	-	-	
R & M - Technical & Scientific Equipment		-	-	-	
R & M - Other Machineries & Equipt.		-	-	-	
Sub-total	25,123,000.00	10,901,522.48	19,170,425.80	5,952,574.20	

STATEMENT OF ALLOTMENTS, OBLIGATIONS AND BALANCES

As of September 30, FY 2012

(In Pesos)

Department: State Universities and Colleges
 Agency/OU : TARLAC STATE UNIVERSITY
 Fund : 101

P/A/P / ALLOTMENT CLASS / OBJECT OF EXPENDITURE (1)	Allotment Received (2)			Unobligated Balance of Allotment (5)=(2)-(4)	Remarks (5)
		This Report (3)	To Date (4)		
Balance Forwarded	25,123,000.00	10,901,522.48	19,170,425.80	5,952,574.20	
Transportation Equipment					
R & M - Motor Vehicles	210,000.00	70,742.57	202,354.33	7,645.67	
R & M - Other Transportation Equipt.		-	-	-	
Other Property, Plant & Equipt.					
R & M - Other Property, Plant & Equipt.		-	-	-	
Public Infrastructures					
R & M - Artesian Wells, Rsvoirs, Pumping Stat. & C.		-	-	-	
R & M - Other Public Infrastructures		-	-	-	
Donations Expenses		-	-	-	
Confidential Expenses		-	-	-	
Extraordinary Expenses	50,000.00	12,499.98	37,499.94	12,500.06	
Miscellaneous Expenses	60,000.00	15,000.00	45,000.00	15,000.00	
Taxes, Duties and Licenses	134,000.00	3,850.00	19,891.56	114,108.44	
Fidelity Bond Premiums	44,000.00	7,500.00	27,712.50	16,287.50	
Insurance Expenses	77,000.00	28,026.37	35,156.26	41,843.74	
Other Maintenance & Operating Expenses		463,139.50	1,225,347.05	(1,225,347.05)	
MAINTENANCE AND OTHER OPERATING EXP. (Total)	25,698,000.00	11,502,280.90	20,763,387.44	4,934,612.56	
C. CAPITAL OUTLAYS					
Property, Plant and Equipment		-	-	-	
Land and Land Improvements					
Land		-	-	-	
Land Improvements		-	-	-	
Buildings					
Office Buildings		-	-	-	
School Buildings		-	-	-	
Other Structures		-	-	-	
Office Equipt. Furniture and Fixtures					
Office Equipment		-	-	-	
Furniture and Fixtures		-	-	-	
IT Equipment and Software		-	-	-	
Library Books		-	-	-	
Machineries and Equipment					
Machineries		-	-	-	
Communication Equipment		-	-	-	
Med., Den. & Lab. Equipment		-	-	-	
Sports Equipment		-	-	-	
Technical and Scientific Equipment		-	-	-	
Transportation Equipment		-	-	-	
Motor Vehicles		-	-	-	
Trains		-	-	-	
		-	-	-	
Total (Capital Outlays)	-	-	-	-	

STATEMENT OF ALLOTMENTS, OBLIGATIONS AND BALANCES

As of September 30, FY 2012
(In Pesos)


Department: State Universities and Colleges
Agency/OU : TARLAC STATE UNIVERSITY
Fund : 101

P/A/P / ALLOTMENT CLASS / OBJECT OF EXPENDITURE (1)	Allotment Received (2)			Unobligated Balance of Allotment (5)=(2)-(4)	Remarks (5)
		This Report (3)	To Date (4)		
II. Prior Year's Allotments (Continuing Appropriations)					
A. PERSONAL SERVICES (Total)		-	-	-	
B. MOOE (Total)	450,000.00	-	-	450,000.00	
C. CAPITAL OUTLAYS (Total)		-	-	-	
Total - Prior Year's Allotments	450,000.00	-	-	450,000.00	
GRAND TOTAL	170,924,109.00	51,123,060.23	132,618,838.58	38,305,270.42	

Certified Correct:


JESUS S. DANGANAN
Budget Officer IV

Submitted by:


PRISCILLA C. VIUYA, Ph.D.
President

STATEMENT OF ALLOTMENTS, OBLIGATIONS AND BALANCES

As of October 31, FY 2012

(In Pesos)

Department: State Universities and Colleges
 Agency/OU : TARLAC STATE UNIVERSITY
 Fund : 101

P/A/P / ALLOTMENT CLASS / OBJECT OF EXPENDITURE (1)	Allotment Received (2)			Unobligated Balance of Allotment (5)=(2)-(4)	Remarks (5)
		This Report (3)	To Date (4)		
1. Current Year's Allotments					
A PERSONAL SERVICES (Total)					
Salaries and Wages					
Salaries and Wages - Regular	108,720,000.00	9,049,752.74	87,735,389.73	20,984,610.27	
Salaries and Wages - Student Assistant		-	-	-	
Salaries and Wages - Part-time		-	-	-	
Salaries and Wages - Substitute	514,000.00	-	-	514,000.00	
Other Compensation					
Personnel Economic Relief Allow (PERA)	8,292,000.00	669,982.80	6,796,336.40	1,495,663.60	
Representation Allowance (RA)	190,000.00	22,300.00	225,500.00	(35,500.00)	
Transportation Allowance (TA)	190,000.00	22,300.00	225,500.00	(35,500.00)	
Clothing/Uniform Allowance	1,732,000.00	-	1,720,166.66	11,833.34	
Subsistence, Laundry and Quarter Allow.	57,000.00	3,325.00	33,250.00	23,750.00	
Productivity Incentive Allowance	692,000.00	-	658,569.56	33,430.44	
Other Bonuses and Allowances					
Honoraria	620,000.00	-	1,800.00	618,200.00	
Hazard Pay		-	-	-	
Longevity Pay		-	-	-	
Overtime and Night Pay		-	-	-	
Cash Gift	1,740,000.00	-	843,750.00	896,250.00	
Year End Bonus	7,422,000.00	-	4,131,767.50	3,290,232.50	
Personnel Benefits Contributions					
Life and Retirement Insurance Contr.	12,777,000.00	1,098,695.69	10,561,094.53	2,215,905.47	
PAG-IBIG Contributions	417,000.00	33,300.00	339,700.00	77,300.00	
PHILHEALTH Contributions	887,000.00	87,675.00	719,856.25	167,143.75	
ECC Contributions	413,000.00	33,466.91	340,463.09	72,536.91	
Other Personnel Benefits					
Pension Benefits - Civilian		-	-	-	
Retirement Benefits - Civilian	7,287,480.00	-	7,287,478.27	1.73	
Terminal Leave Benefits	1,255,629.00	-	1,255,627.29	1.71	
Health Workers Benefits		-	-	-	
Other Personnel Benefits		-	-	-	
Total (Personal Services)	153,206,109.00	11,020,798.14	122,876,249.28	30,329,859.72	
B MAINTENANCE AND OTHER OPERATING EXPENSES					
Traveling Expenses					
Traveling Expenses Local	1,009,000.00	108,506.96	822,207.45	186,792.55	
Traveling Expenses Foreign	7,000.00	-	-	7,000.00	
Training and Scholarship Expenses					
Training Expenses	1,064,000.00	48,000.00	396,300.00	667,700.00	
Scholarship Expenses	6,760,000.00	38,000.00	7,221,883.03	(461,883.03)	
Sub-total	8,840,000.00	194,506.96	8,440,390.48	399,609.52	

STATEMENT OF ALLOTMENTS, OBLIGATIONS AND BALANCES

As of October 31, FY 2012

(In Pesos)

Department: State Universities and Colleges
 Agency/OU : TARLAC STATE UNIVERSITY
 Fund : 101

P/A/P / ALLOTMENT CLASS / OBJECT OF EXPENDITURE (1)	Allotment Received (2)			Unobligated Balance of Allotment (5)=(2)-(4)	Remarks (5)
		This Report (3)	To Date (4)		
Forwarded Balance	8,840,000.00	194,506.96	8,440,390.48	399,609.52	
Supplies and Materials Expenses					
Office Supplies Expenses	639,000.00	-	161,155.15	477,844.85	
Accountable Forms Expenses	35,000.00	-	5,750.00	29,250.00	
Food Supplies Expenses		-	-	-	
Med, Den. and Lab. Supp. Exp.		-	-	-	
Gasoline, Oil and Lubricants Exp.	496,000.00	108,109.22	726,131.22	(230,131.22)	
Textbooks & Inst'l. Materials Expenses		-	-	-	
Other Supplies Expenses	1,784,000.00	9,625.00	100,048.75	1,683,951.25	
Utility Expenses					
Water Expenses	491,000.00	123,524.00	958,244.00	(467,244.00)	
Electricity Expenses	7,041,000.00	934,372.14	8,549,014.79	(1,508,014.79)	
Cooking Gas Expenses		-	-	-	
Communication Expenses					
Postage and Deliveries		-	5,175.00	(5,175.00)	
Telephone Expenses - Landline	529,000.00	70,402.16	691,327.82	(162,327.82)	
Telephone Expenses - Mobile		-	-	-	
Internet Expenses		-	-	-	
Cable, Satellite, Telegraph, and Radio Exps.		-	-	-	
Membership Dues and Contr. to Org.	124,000.00	-	106,200.00	17,800.00	
Awards and Indemnities		-	-	-	
Advertising Expenses	17,000.00	-	38,000.00	(21,000.00)	
Printing and Binding Expenses	271,000.00	-	157,921.87	113,078.13	
Rent Expenses	9,000.00	-	7,681.00	1,319.00	
Representation Expenses	222,000.00	-	553,084.12	(331,084.12)	
Transportation and Delivery Expenses		-	-	-	
Subscription Expenses	84,000.00	10,425.00	100,000.00	(16,000.00)	
Survey Expenses		-	-	-	
Awards and Other Claims		-	-	-	
Professional Services					
Legal Services		-	-	-	
Auditing Services	27,000.00	2,002.26	23,268.34	3,731.66	
Consultancy Services		-	-	-	
Environment/Sanitary Services		-	-	-	
General Services	1,434,000.00	-	-	1,434,000.00	
Janitorial Services	891,000.00	-	-	891,000.00	
Security Services	1,544,000.00	-	-	1,544,000.00	
Other Professional Services	905,000.00	-	-	905,000.00	
Repairs and Maintenance					
Land Improvements					
R & M - Land Improvements		-	-	-	
R & M - Technical & Scientific Equipment		-	-	-	
R & M - Other Machineries & Equip.		-	-	-	
Sub-total	25,383,000.00	1,452,966.74	20,623,392.54	4,759,607.46	

STATEMENT OF ALLOTMENTS, OBLIGATIONS AND BALANCES

As of October 31, FY 2012

(In Pesos)

Department: State Universities and CollegesAgency/OU: TARLAC STATE UNIVERSITY

Fund: 101

P/A/P / ALLOTMENT CLASS / OBJECT OF EXPENDITURE (1)	Allotment Received (2)			Unobligated Balance of Allotment (5)=(2)-(4)	Remarks (5)
		This Report (3)	To Date (4)		
Balance Forwarded	25,383,000.00	1,452,966.74	20,623,392.54	4,759,607.46	
Transportation Equipment					
R & M - Motor Vehicles	210,000.00	28,723.54	231,077.87	(21,077.87)	
R & M - Other Transportation Equip.		-	-	-	
Other Property, Plant & Equip.					
R & M - Other Property, Plant & Equip.		-	-	-	
Public Infrastructures					
R & M - Artesian Wells, Rsvoirs, Pumping Stat. & C.		-	-	-	
R & M - Other Public Infrastructures		-	-	-	
Donations Expenses		-	-	-	
Confidential Expenses		-	-	-	
Extraordinary Expenses	50,000.00	4,166.69	41,666.63	8,333.37	
Miscellaneous Expenses	60,000.00	5,000.00	50,000.00	10,000.00	
Taxes, Duties and Licenses	134,000.00	600.00	20,491.56	113,508.44	
Fidelity Bond Premiums	44,000.00	900.00	28,612.50	15,387.50	
Insurance Expenses	77,000.00	10,218.44	45,374.70	31,625.30	
Other Maintenance & Operating Expenses		106,100.00	1,331,447.05	(1,331,447.05)	
MAINTENANCE AND OTHER OPERATING EXP. (Total)	25,958,000.00	1,608,675.41	22,372,062.85	3,585,937.15	
C. CAPITAL OUTLAYS					
Property, Plant and Equipment		-	-	-	
Land and Land Improvements					
Land		-	-	-	
Land Improvements		-	-	-	
Buildings					
Office Buildings		-	-	-	
School Buildings		-	-	-	
Other Structures		-	-	-	
Office Equip. Furniture and Fixtures					
Office Equipment		-	-	-	
Furniture and Fixtures		-	-	-	
IT Equipment and Software		-	-	-	
Library Books		-	-	-	
Machineries and Equipment					
Machineries		-	-	-	
Communication Equipment		-	-	-	
Med., Den. & Lab. Equipment		-	-	-	
Sports Equipment		-	-	-	
Technical and Scientific Equipment		-	-	-	
Transportation Equipment		-	-	-	
Motor Vehicles		-	-	-	
Trains		-	-	-	
		-	-	-	
Total (Capital Outlays)	-	-	-	-	

STATEMENT OF ALLOTMENTS, OBLIGATIONS AND BALANCES

As of October 31, FY 2012
(In Pesos)


Department: State Universities and Colleges
Agency/OU: TARLAC STATE UNIVERSITY
Fund: 101

P/A/P / ALLOTMENT CLASS / OBJECT OF EXPENDITURE (1)	Allotment Received (2)			Unobligated Balance of Allotment (5)=(2)-(4)	Remarks (5)
		This Report (3)	To Date (4)		
II. Prior Year's Allotments					
(Continuing Appropriations)					
A. PERSONAL SERVICES (Total)		-	-	-	
B. MOOE (Total)	450,000.00	-	-	450,000.00	
C. CAPITAL OUTLAYS (Total)		-	-	-	
Total - Prior Year's Allotments	450,000.00	-	-	450,000.00	
GRAND TOTAL	179,614,109.00	12,629,473.55	145,248,312.13	34,365,796.87	

Certified Correct:


JESUS S. DANGANAN
Budget Officer IV

Submitted by:


PRISCILLA C. VIUYA, Ph.D.
President

STATEMENT OF ALLOTMENTS, OBLIGATIONS AND BALANCES

As of December 31, FY 2012

(In Pesos)

Department: State Universities and CollegesAgency/OU: TARLAC STATE UNIVERSITY

Fund : 101

P/A/P / ALLOTMENT CLASS / OBJECT OF EXPENDITURE (1)	Allotment Received (2)	Obligations Incurred		Unobligated Balance of Allotment (5)=(2)-(4)	Remarks (5)
		This Report (3)	To Date (4)		
1. Current Year's Allotments					
A PERSONAL SERVICES (Total)					
Salaries and Wages					
Salaries and Wages - Regular	109,979,384.00	30,481,591.25	109,167,228.24	812,155.76	
Salaries and Wages - Student Assistant		-	-	-	
Salaries and Wages - Part-time		-	-	-	
Salaries and Wages - Substitute	514,000.00	-	-	514,000.00	
Other Compensation					
Personnel Economic Relief Allow (PERA)	8,292,000.00	2,011,182.80	8,137,536.40	154,463.60	
Representation Allowance (RA)	190,000.00	66,900.00	270,100.00	(80,100.00)	
Transportation Allowance (TA)	190,000.00	66,900.00	270,100.00	(80,100.00)	
Clothing/Uniform Allowance	1,732,000.00	12,881.78	1,733,048.44	(1,048.44)	
Subsistence, Laundry and Quarter Allow.	57,000.00	11,748.33	41,673.33	15,326.67	
Productivity Incentive Allowance	692,000.00	5,000.00	663,569.56	28,430.44	
Other Bonuses and Allowances		-	-	-	
Honoraria	620,000.00	-	1,800.00	618,200.00	
Hazard Pay		-	-	-	
Longevity Pay		280,000.00	280,000.00	(280,000.00)	
Overtime and Night Pay		-	-	-	
Cash Gift	1,740,000.00	867,750.00	1,711,500.00	28,500.00	
Year End Bonus	7,422,000.00	5,098,471.40	9,230,238.90	(1,808,238.90)	
Personnel Benefits Contributions					
Life and Retirement Insurance Contr.	12,913,177.00	3,290,555.36	12,752,954.20	160,222.80	
PAG-IBIG Contributions	417,000.00	100,700.00	407,100.00	9,900.00	
PHILHEALTH Contributions	887,000.00	264,287.50	896,468.75	(9,468.75)	
ECC Contributions	413,000.00	100,700.73	407,696.91	5,303.09	
Other Personnel Benefits					
Pension Benefits - Civilian		-	-	-	
Retirement Benefits - Civilian	10,316,053.00	3,028,572.14	10,316,050.41	2.59	
Terminal Leave Benefits	1,890,241.00	631,234.53	1,886,861.82	3,379.18	
Health Workers Benefits		-	-	-	
Other Personnel Benefits	1,740,000.00	1,660,500.00	1,660,500.00	79,500.00	
Total (Personal Services)	160,004,855.00	47,978,975.82	159,834,426.96	170,428.04	
I MAINTENANCE AND OTHER OPERATING EXPENSES					
Traveling Expenses					
Traveling Expenses Local	1,009,000.00	182,390.72	896,091.21	112,908.79	
Traveling Expenses Foreign	7,000.00	-	-	7,000.00	
Training and Scholarship Expenses					
Training Expenses	1,064,000.00	87,550.00	435,850.00	628,150.00	
Scholarship Expenses	6,840,000.00	433,345.00	7,617,228.03	(777,228.03)	
Sub-total	8,920,000.00	703,285.72	8,949,169.24	(29,169.24)	

STATEMENT OF ALLOTMENTS, OBLIGATIONS AND BALANCES

As of December 31, FY 2012

(In Pesos)

Department: State Universities and Colleges

Agency/OU: TARLAC STATE UNIVERSITY

Fund : 101

P/A/P / ALLOTMENT CLASS / OBJECT OF EXPENDITURE (1)	Allotment Received (2)	Obligations Incurred		Unobligated Balance of Allotment (5)=(2)-(4)	Remarks (5)
		This Report (3)	To Date (4)		
Forwarded Balance	8,920,000.00	703,285.72	8,949,169.24	(29,169.24)	
Supplies and Materials Expenses					
Office Supplies Expenses	639,000.00	-	161,155.15	477,844.85	
Accountable Forms Expenses	35,000.00	-	5,750.00	29,250.00	
Food Supplies Expenses		-	-	-	
Med, Den. and Lab. Supp. Exp.		-	-	-	
Gasoline, Oil and Lubricants Exp.	496,000.00	220,857.42	838,879.42	(342,879.42)	
Textbooks & Inst'l. Materials Expenses		-	-	-	
Other Supplies Expenses	1,784,000.00	9,625.00	100,048.75	1,683,951.25	
Utility Expenses					
Water Expenses	491,000.00	388,619.00	1,223,339.00	(732,339.00)	
Electricity Expenses	7,041,000.00	2,751,931.93	10,366,574.58	(3,325,574.58)	
Cooking Gas Expenses		-	-	-	
Communication Expenses					
Postage and Deliveries		-	5,175.00	(5,175.00)	
Telephone Expenses - Landline	529,000.00	199,294.27	820,219.93	(291,219.93)	
Telephone Expenses - Mobile		-	-	-	
Internet Expenses		-	-	-	
Cable, Satellite, Telegraph, and Radio Exps.		-	-	-	
Membership Dues and Contr. to Org.	124,000.00	2,000.00	108,200.00	15,800.00	
Awards and Indemnities		-	-	-	
Advertising Expenses	17,000.00	-	38,000.00	(21,000.00)	
Printing and Binding Expenses	271,000.00	-	157,921.87	113,078.13	
Rent Expenses	9,000.00	-	7,681.00	1,319.00	
Representation Expenses	222,000.00	131,100.00	684,184.12	(462,184.12)	
Transportation and Delivery Expenses		-	-	-	
Subscription Expenses	84,000.00	21,874.00	111,449.00	(27,449.00)	
Survey Expenses		-	-	-	
Rewards and Other Claims		-	-	-	
Professional Services					
Legal Services		-	-	-	
Auditing Services	27,000.00	12,810.78	34,076.86	(7,076.86)	
Consultancy Services		-	-	-	
Environment/Sanitary Services		-	-	-	
General Services	1,434,000.00	-	-	1,434,000.00	
Janitorial Services	891,000.00	-	-	891,000.00	
Security Services	1,544,000.00	-	-	1,544,000.00	
Other Professional Services	905,000.00	-	-	905,000.00	
Repairs and Maintenance					
Land Improvements					
R & M - Land Improvements		-	-	-	
R & M - Technical & Scientific Equipment		-	-	-	
R & M - Other Machineries & Equipt.		-	-	-	
Sub-total	25,463,000.00	4,441,398.12	23,611,823.92	1,851,176.08	

STATEMENT OF ALLOTMENTS, OBLIGATIONS AND BALANCES

As of December 31, FY 2012

(In Pesos)

Department: State Universities and Colleges
 Agency/OU: TARLAC STATE UNIVERSITY
 Fund: 101

P/A/P / ALLOTMENT CLASS / OBJECT OF EXPENDITURE (1)	Allotment Received (2)	Obligations Incurred		Unobligated Balance of Allotment (5)=(2)-(4)	Remarks (5)
		This Report (3)	To Date (4)		
Balance Forwarded	25,463,000.00	4,441,398.12	23,611,823.92	1,851,176.08	
Transportation Equipment					
R & M - Motor Vehicles	210,000.00	36,428.54	238,782.87	(28,782.87)	
R & M - Other Transportation Equip.		-	-	-	
Other Property, Plant & Equipt.					
R & M - Other Property, Plant & Equipt.		-	-	-	
Public Infrastructures					
R & M - Artesian Wells, Rsvoirs, Pumping Stat. & C.		-	-	-	
R & M - Other Public Infrastructures		-	-	-	
Donations Expenses		-	-	-	
Confidential Expenses		-	-	-	
Extraordinary Expenses	50,000.00	12,500.06	50,000.00	-	
Miscellaneous Expenses	60,000.00	15,000.00	60,000.00	-	
Taxes, Duties and Licenses	134,000.00	14,231.30	34,122.86	99,877.14	
Fidelity Bond Premiums	44,000.00	1,350.00	29,062.50	14,937.50	
Insurance Expenses	77,000.00	10,218.44	45,374.70	31,625.30	
Other Maintenance & Operating Expenses		742,969.00	1,968,316.05	(1,968,316.05)	
M. MAINTENANCE AND OTHER OPERATING EXP. (Total)	26,038,000.00	5,274,095.46	26,037,482.90	517.10	
C. CAPITAL OUTLAYS					
Property, Plant and Equipment		-	-	-	
Land and Land Improvements					
Land		-	-	-	
Land Improvements		-	-	-	
Buildings					
Office Buildings		-	-	-	
School Buildings		-	-	-	
Other Structures		-	-	-	
Office Equipt. Furniture and Fixtures					
Office Equipment		-	-	-	
Furniture and Fixtures		-	-	-	
IT Equipment and Software		-	-	-	
Library Books		-	-	-	
Machineries and Equipment					
Machineries		-	-	-	
Communication Equipment		-	-	-	
Med., Den. & Lab. Equipment		-	-	-	
Sports Equipment		-	-	-	
Technical and Scientific Equipment		-	-	-	
Transportation Equipment					
Motor Vehicles		-	-	-	
Trains		-	-	-	
		-	-	-	
Total (Capital Outlays)	-	-	-	-	


STATEMENT OF ALLOTMENTS, OBLIGATIONS AND BALANCES

As of December 31, FY 2012
(In Pesos)

Department: State Universities and Colleges
Agency/OU: TARLAC STATE UNIVERSITY
Fund: 101

P/A/P / ALLOTMENT CLASS / OBJECT OF EXPENDITURE (1)	Allotment Received (2)	Obligations Incurred		Unobligated Balance of Allotment (5)=(2)-(4)	Remarks (5)
		This Report (3)	To Date (4)		
II. Prior Year's Allotments (Continuing Appropriations)					
A PERSONAL SERVICES (Total)		-	-	-	
B. MOOE (Total)	450,000.00	450,000.00	450,000.00	-	
C CAPITAL OUTLAYS (Total)		-	-	-	
Total - Prior Year's Allotments	450,000.00	450,000.00	450,000.00	-	
GRAND TOTAL	186,492,855.00	53,703,071.28	186,321,909.86	170,945.14	

Certified Correct:


JESUS S. DANGANAN
Budget Officer IV

Submitted by:


PRISCILLA C. VIUYA, Ph.D.
President

Statement of Allotments, Obligations and Balances
TARLAC STATE UNIVERSITY

Agency Name

Period Covered: October - December, 2012

Fund 101

PARTICULARS/ SARO No.	ALLOTMENTS					OBLIGATIONS					BALANCES				
	PS	MOOE	CO	FE	TOTAL	PS	MOOE	CO	FE	TOTAL	PS	MOOE	CO	FE	TOTAL
A. Current Year's Allotment															
1. Regular Appropriation															
ABM-ROIII-12-0000856	112,228,000.00	19,198,000.00			131,426,000.00	112,228,000.00	19,197,482.90			131,425,482.90	-	517.10	-		517.10
Total Regular Appropriation	112,228,000.00	19,198,000.00	-		131,426,000.00	112,228,000.00	19,197,482.90	-		131,425,482.90	-	517.10	-		517.10
2. Special Purpose Funds															
a. Priority Dev't. Assistance Fund															
FY 2011 RA 10147 Cont'n Appr.		6,020,000.00			6,020,000.00		6,020,000.00			6,020,000.00	-	-	-		-
SARO-BMB-G-12-T000002254		100,000.00			100,000.00		100,000.00			100,000.00	-	-	-		-
SARO-BMB-G-12-T000002254		80,000.00			80,000.00		80,000.00			80,000.00	-	-	-		-
SARO-BMB-G-12-T000003455		300,000.00			300,000.00		300,000.00			300,000.00	-	-	-		-
SARO-BMB-G-12-T000004993		160,000.00			160,000.00		160,000.00			160,000.00	-	-	-		-
SARO-BMB-G-12-T000005231		100,000.00			100,000.00		100,000.00			100,000.00	-	-	-		-
SARO-BMB-G-12-T000005650		80,000.00			80,000.00		80,000.00			80,000.00	-	-	-		-
Sub-Total	-	6,840,000.00	-		6,840,000.00	-	6,840,000.00	-		6,840,000.00	-	-	-		-
b. Miscellaneous Personnel Benefits Fund															
SARO-ROIII-12-0008891	11,665,000.00				11,665,000.00	11,665,000.00				11,665,000.00	-	-	-		-
SARO-ROIII-12-0015034	348,000.00				348,000.00	348,000.00				348,000.00	-	-	-		-
SARO-ROIII-12-0024817	7,645,000.00				7,645,000.00	7,639,795.09				7,639,795.09	5,204.91	-	-		5,204.91
SARO-ROIII-12-0034015	1,259,384.00				1,259,384.00	1,257,765.44				1,257,765.44	1,618.56	-	-		1,618.56
SARO-ROIII-12-0031474	1,740,000.00				1,740,000.00	1,740,000.00				1,740,000.00	-	-	-		-
Sub-Total	22,657,384.00	-	-		22,657,384.00	22,650,560.53	-	-		22,650,560.53	6,823.47	-	-		6,823.47
c. Pension Gratuity Fund															
SARO-ROIII-12-0005276	2,624,306.00				2,624,306.00	2,624,305.14				2,624,305.14	0.86	-	-		0.86
SARO-ROIII-12-0005275	209,778.00				209,778.00	209,777.22				209,777.22	0.78	-	-		0.78
SARO-ROIII-12-0015033	183,647.00				183,647.00	183,646.34				183,646.34	0.66	-	-		0.66
SARO-ROIII-12-0019369	862,204.00				862,204.00	862,203.73				862,203.73	0.27	-	-		0.27
SARO-ROIII-12-0019370	4,663,174.00				4,663,174.00	4,663,173.13				4,663,173.13	0.87	-	-		0.87
SARO-ROIII-12-0025507	103,931.00				103,931.00	100,554.32				100,554.32	3,376.68	-	-		3,376.68
SARO-ROIII-12-0025517	3,028,573.00				3,028,573.00	3,028,572.14				3,028,572.14	0.86	-	-		0.86
SARO-ROIII-12-0033026	530,681.00				530,681.00	530,680.21				530,680.21	0.79	-	-		0.79
Sub-Total	12,206,294.00	-	-		12,206,294.00	12,202,912.23	-	-		12,202,912.23	3,381.77	-	-		3,381.77
Total Special Purpose Fund	147,091,678.00	26,038,000.00	-		173,129,678.00	147,081,472.76	26,037,482.90	-		173,118,955.66	10,205.24	517.10	-		10,722.34

Statement of Allotments, Obligations and Balances

TARLAC STATE UNIVERSITY


Agency Name

Period Covered: October - December, 2012

Fund 101

PARTICULARS/ SARO No.	ALLOTMENTS					OBLIGATIONS					BALANCES				
	PS	MOOE	CO	FE	TOTAL	PS	MOOE	CO	FE	TOTAL	PS	MOOE	CO	FE	TOTAL
3. Other Releases															
a. Automatic Appropriations															
1. Retirement and Life Insurance Premiums															
ABM-ROIII-12-0000857	10,704,000.00				10,704,000.00	10,704,000.00				10,704,000.00	-	-	-	-	-
SARO-ROIII-12-0008892	1,288,000.00				1,288,000.00	1,288,000.00				1,288,000.00	-	-	-	-	-
SARO-ROIII-12-0024818	785,000.00				785,000.00	673,000.00				673,000.00	112,000.00	-	-	-	112,000.00
SARO-ROIII-12-0034016	136,177.00				136,177.00	87,954.20				87,954.20	48,222.80	-	-	-	48,222.80
Sub-Total	12,913,177.00	-	-		12,913,177.00	12,752,954.20	-	-		12,752,954.20	160,222.80	-	-	-	160,222.80
2. Special Purpose Funds															
a. Calamity Fund															
Total Other Releases	-	-	-		-	-	-	-		-	-	-	-	-	-
Total Current Year's Allotments	160,004,855.00	26,038,000.00	-		186,042,855.00	159,834,426.96	26,037,482.90	-		185,871,909.86	170,428.04	517.10	-	-	170,945.14
B. Prior Year's Allotment															
Alloted Continuing Appropriations)															
1. Regular Appropriation															
SARO-BMB-G-11-T000003496		100,000.00			100,000.00		100,000.00			100,000.00	-	-	-	-	-
SARO-BMB-G-11-T000004949		300,000.00			300,000.00		300,000.00			300,000.00	-	-	-	-	-
SARO-BMB-G-11-T000005092		50,000.00			50,000.00		50,000.00			50,000.00	-	-	-	-	-
Total Regular Appropriation	-	450,000.00	-		450,000.00	-	450,000.00	-		450,000.00	-	-	-	-	-
Total Prior Year's Allotments	-	450,000.00	-		450,000.00	-	450,000.00	-		450,000.00	-	-	-	-	-
Grand Total	160,004,855.00	26,488,000.00	-		186,492,855.00	159,834,426.96	26,487,482.90	-		186,321,909.86	170,428.04	517.10	-	-	170,945.14

Certified Correct:


JESUS S. DANGANAN
 Budget Officer